


LAX ITF Auxiliary Curbs: Phase 1/2

Data Received Through: June 30, 2025 - Data Source: Contractor's LCP Tracker Report


Prime Contractor: Swinerton

Subcontractor Name		Reported Community Sponsorships	 HireLAX Graduates	Total Impact Hours	Total Impact and Local Hours	Total Hours	Local Hire % (Hours)
Civil Environmental Survey Group Inc DBA CES Group		0	0	0	6	6	100.0%
ABC Lliovin Drilling Inc		0	0	28	28	28	100.0%
Diaz Yourman & Associates		0	0	0	70	70	100.0%
Floyd's Trucking LLC		0	0	104	104	104	100.0%
Architectural Design & Sign		0	0	0	151	151	100.0%
Semper Fi Rebar Corp.		0	0	0	349	373	93.7%
Merli Concrete Pumping	NEW	0	0	24	54	62	87.1%
Perimeter Security Group		0	0	0	497	634	78.5%
American Environmental and Associates Inc		0	0	48	152	208	73.1%
CMZ Excavation Inc		0	0	64	356	488	73.0%
Fryman Management Inc		0	0	482	4125	5764	71.6%
Synergy Traffic Control Inc.		0	0	346	1700	2575	66.0%
Barbold Services LLC		0	0	1036	1036	1775	58.4%
Nor-Cal Pipeline	NEW	0	0	11	11	19	56.8%
F3 & Associates, Inc.		0	0	18	1002	1780	56.3%
Wagner Engineering & Surveying		0	0	0	310	564	55.0%
Malcolm Drilling Company, Inc.		0	0	27	628	1230	51.1%
KML Services, Inc.		0	0	108	246	578	42.6%
Force Demolition Inc.		0	0	0	953	2293	41.6%
Pierre Landscape, Inc		0	0	0	457	1118	40.9%
GECTWO Inc.		0	0	3588	8343	20666	40.4%
Citadel Environmental Services, Inc		0	0	94	94	238	39.6%
Swinerton Builders		3	3	3883	5028	12993	38.7%

LAX ITF Auxiliary Curbs: Phase 1/2

Data Received Through: June 30, 2025 - Data Source: Contractor's LCP Tracker Report


Prime Contractor: Swinerton

Subcontractor Name		Reported Community Sponsorships	 HireLAX Graduates	Total Impact Hours	Total Impact and Local Hours	Total Hours	Local Hire % (Hours)
Lucas Builders		1	1	7335	15931	41551	38.3%
PG Cutting Services		0	0	0	38	100	38.0%
Util-Locate		0	0	0	262	694	37.8%
AMPCO Contracting Inc.		0	0	1643	7159	18993	37.7%
C Below Inc		0	0	0	61	168	36.2%
Regional Steel Corporation	NEW	0	0	0	72	214	33.6%
So Cal Industries		0	0	17	67	204	32.8%
Team Finish, Inc		0	0	0	72	248	29.0%
Badger Daylight Corp		0	0	0	80	294	27.2%
Marne Construction		0	0	1145	3107	11845	26.2%
Power One, LLC		0	0	0	184	755	24.4%
Toro Enterprises Inc		0	0	0	115	541	21.3%
Bess Testlab Inc.		0	0	52	230	1157	19.9%
Mike Zarp, Inc.		0	0	106	912	5022	18.2%
Griffith Co		0	0	0	32	188	17.0%
C.M Peich, Inc.		0	0	0	240	1413	17.0%
Connor Concrete Cutting and Coring		0	0	1	1	8	12.5%
G.O Rodriguez Trucking Inc.		0	0	25	287	3008	9.5%
Comet Electric, Inc.		0	0	93	197	2206	8.9%
Ferreira Construction		0	0	0	167	3277	5.1%
EM Landscape Inc		0	0	0	0	17	0.0%
Matt-Chlor, Inc.	NEW	0	0	0	0	19	0.0%
Concrete Coring Company		0	0	0	0	22	0.0%
GEO Vision Inc		0	0	0	0	24	0.0%
DC Dirtworks Inc.		0	0	0	0	56	0.0%

LAX ITF Auxiliary Curbs: Phase 1/2

Data Received Through: June 30, 2025 - Data Source: Contractor's LCP Tracker Report

Prime Contractor: Swinerton

Subcontractor Name		Reported Community Sponsorships	 HireLAX Graduates	Total Impact Hours	Total Impact and Local Hours	Total Hours	Local Hire % (Hours)
CL Surveying and Mapping Inc		0	0	0	0	70	0.0%
Green Vista Landscape		0	0	0	0	160	0.0%
NMN Construction		0	0	0	0	161	0.0%
Gregg Drilling, LLC.		0	0	0	0	186	0.0%
Torrent Resources Inc.		0	0	0	0	326	0.0%
Perez Construction Group Inc.		0	0	0	0	713	0.0%
Addison Equipment Rental		0	0	0	0	1790	0.0%
Newman Equipment Rental	NEW	0	0	0	0	8	0.0%
Alameda Construction Services, Inc.	NEW	0	0	0	0	16	0.0%
Allied Steel Co., Inc.	NEW	0	0	0	0	72	0.0%
		4	4	20,274	54,912	149,237	36.8%

LAX PLA Agreement 2020 - "...to maximize the employment of qualified Impact Area Residents and Local Residents, with the goal that at least 30% of the total hours worked by coered employees on each Project shall be performed by Impact Area Residents or Local Residents. The qualifying zip codes for Impact Area Residents and Local Residents are listed in Adendum No. 8 - Craft Employee Request Form."