


## Roadways Utilities & Enabling (RUE)


Data Received Through: May 31, 2025 - Data Source: City's Summary of Hiring Monthly Report  
Prime Contractor: Skanska

Subcontractor Name		Reported Community Sponsorships	 HIRE LAX Graduates	Total Impact Workers	Total Impact and Local Workers	Total Workers	Local Hire % (Headcount)
Lejend Corporation		0	0	0	1	1	100.0%
24 Hours Sweeping, Inc.		0	0	0	2	2	100.0%
S R Bray LLC DBA Power Plus		0	0	1	4	5	80.0%
Los Morales Trucking Inc		0	0	5	24	31	77.4%
ABC Liovin Drilling, Inc		0	0	0	3	4	75.0%
Anytime Dumping Inc. Anytime Trucking		0	0	5	16	22	72.7%
Corray Painting Co.		0	0	0	2	3	66.7%
Monzon & Sons		0	0	1	2	3	66.7%
California Signs Inc.		0	0	0	5	8	62.5%
Nor - Cal Pipeline Services		0	0	1	3	5	60.0%
Miranda Logistics Enterprise Inc		0	0	6	61	117	52.1%
Fryman Management Inc		1	1	17	83	161	51.6%
Global Transloading, LLC.		0	0	16	37	73	50.7%
Ground Penetrating Radar Systems LLC.		0	0	0	1	2	50.0%
Royal Electric		0	0	0	9	18	50.0%
GECTWO Inc		0	0	1	4	9	44.4%
C M B Structures Inc		0	0	0	2	5	40.0%
Dinamic Mod Construction Inc		0	0	0	2	5	40.0%
G G G Demolition Inc		0	0	0	2	5	40.0%
Service Connected II Inc DBA SC Building		0	0	0	2	5	40.0%
Legacy Reinforcing Steel LLC		0	0	0	3	8	37.5%
Bali Construction Inc		0	0	11	30	82	36.6%
Skanska USA Civil West California District		5	5	11	46	128	35.9%
Steve Bubalo Construction Co		0	0	3	13	38	34.2%
Huss & Cubero Inc DBA Ram Jack Social		0	0	1	1	3	33.3%
Coral Construction Company		0	0	2	6	19	31.6%

## Roadways Utilities & Enabling (RUE)

Data Received Through: May 31, 2025 - Data Source: City's Summary of Hiring Monthly Report


Prime Contractor: Skanska

Subcontractor Name	Reported Community Sponsorships	 HIRE LAX Graduates	Total Impact Workers	Total Impact and Local Workers	Total Workers	Local Hire % (Headcount)
Matrix Environmental Inc	0	0	2	11	36	30.6%
Suttles Plumbing & Mechanical Corp	0	0	0	5	17	29.4%
Alameda Construction Services Inc.	0	0	6	31	108	28.7%
Brundage - Bone Conccredte Pumping Inc	0	0	0	2	7	28.6%
Koppl Pipeline Services	0	0	0	2	7	28.6%
Sully-Miller Contracting Compnay	2	2	3	41	144	28.5%
Lucas Builders, Inc	0	0	3	30	108	27.8%
Marvella Steel Placers	0	0	0	3	11	27.3%
The Culver Group Inc	0	0	4	6	22	27.3%
WA Rasic Construction Company Inc.	0	0	0	4	15	26.7%
Select Electric Inc	0	0	9	24	90	26.7%
Pan Pacific Mechanical	0	0	1	7	27	25.9%
Belcastro Commercial Builders	0	0	0	2	8	25.0%
Goss Construction	0	0	0	2	8	25.0%
Ted W Page Enterprises Inc DBA Concrete Cutting	0	0	0	2	8	25.0%
Forefront Deep Foundation Inc.	0	0	1	3	12	25.0%
Badger Daylighting Corp	0	0	0	8	33	24.2%
Blois Construction	0	0	0	14	61	23.0%
Anbessaw Consulting Inc. DBA The Quality Firm	0	0	2	14	62	22.6%
Rascom Group	0	0	0	2	9	22.2%
Zefiro Corporation	0	0	0	4	18	22.2%
Integrity Rebar Placers	0	0	0	1	5	20.0%
MAC 5Construction LLC	0	0	0	1	5	20.0%
Taft Electric	0	0	0	1	5	20.0%
The J.V. Land Clearing Company, Inc.	0	0	1	3	15	20.0%
Sterndahl Enterprises, Inc	0	0	1	10	50	20.0%
Marina Landscape Inc.	1	1	0	19	98	19.4%
Cooper Engineering Inc.	0	0	0	6	31	19.4%

## Roadways Utilities & Enabling (RUE)

Data Received Through: May 31, 2025 - Data Source: City's Summary of Hiring Monthly Report


Prime Contractor: Skanska

Subcontractor Name		Reported Community Sponsorships	 HIRE LAX Graduates	Total Impact Workers	Total Impact and Local Workers	Total Workers	Local Hire % (Headcount)
Lonestar West Servives LLC		0	0	0	1	6	16.7%
R Dugan Construction Inc		0	0	1	4	31	12.9%
P G Cutting Services		0	0	0	2	16	12.5%
R V Concrete Inc		0	0	0	6	58	10.3%
G & F Concrete Cutting, Inc.		0	0	0	1	10	10.0%
Traffic Loops Crackfilling Inc		0	0	0	1	10	10.0%
Az Construction, Inc. DBA ACE Fence Company		0	0	0	2	20	10.0%
Cindy Trump, Inc Lindys Cold Planing		0	0	0	3	30	10.0%
Smithson Electric Inc.		0	0	0	1	12	8.3%
Coast Surveying Inc		0	0	0	1	15	6.7%
Anytime Sweeping Services Inc		0	0	0	0	1	0.0%
Fastrack Rentals		0	0	0	0	1	0.0%
Trahan Enterprises Inc		0	0	0	0	1	0.0%
Accessible Consulting Engineers Inc		0	0	0	0	2	0.0%
ConnorP81 Inc		0	0	0	0	2	0.0%
L A C Motor Enterprises Inc.		0	0	0	0	2	0.0%
Century Sweeping Inc		0	0	0	0	3	0.0%
Harpers Backhoe Service, Inc.		0	0	0	0	3	0.0%
Superior Arc Welding Inc.		0	0	0	0	3	0.0%
The Crane Guys		0	0	0	0	3	0.0%
The Hild Corporation DBA Industrial High		0	0	0	0	3	0.0%
Bragg Investment Company Inc		0	0	0	0	4	0.0%
G & G Door Products Inc		0	0	0	0	4	0.0%
Kana Subsurface Engineering		0	0	0	0	4	0.0%
Tom Grbava & Sons, Inc.		0	0	0	0	4	0.0%
Envionmental Construction Group		0	0	0	0	5	0.0%
R E Mason Engineering DBA R E Mason Paving		0	0	0	0	5	0.0%
Sandoval Sweeping Inc.		0	0	0	0	5	0.0%

## Roadways Utilities & Enabling (RUE)

Data Received Through: May 31, 2025 - Data Source: City's Summary of Hiring Monthly Report

Prime Contractor: Skanska

		Reported Community Sponsorships	 HIRE LAX Graduates	Total Impact Workers	Total Impact and Local Workers	Total Workers	Local Hire % (Headcount)
Subcontractor Name							
Barney's Hole Digging Service, Inc		0	0	0	0	6	0.0%
Brymax Construction Services Inc.		0	0	0	0	6	0.0%
Dean's Certified Welding, Inc		0	0	0	0	6	0.0%
Specialty Paving Inc DBA A C Dike Co.		0	0	0	0	6	0.0%
Ultra Welding, Inc		0	0	0	0	6	0.0%
Nold's Equipment Inc.		0	0	0	0	10	0.0%
T&D Services, Inc. DBA T&D Trenchless		0	0	0	0	10	0.0%
Torrent Resources		0	0	0	0	10	0.0%
Maxim Crane Works		0	0	0	0	13	0.0%
		9	9	115	644	2,118	30.4%

**LAX PLA Article III, Section 6 Contractor Hiring Obligations** - . . . to maximize the employment of qualified local persons residing within the area of the Project, with the goal that at least 30% of each contractor's employees hired under this Agreement shall be either residents of the cities immediately adjacent to LAX or of the City of Los Angeles ("local residents"). Contractors shall develop a hiring plan and maintain records of their compliance efforts.