


LAX ITF Auxiliary Curbs: Phase 1/2

Data Received Through: May 31, 2025 - Data Source: Contractor's LCP Tracker Report


Prime Contractor: Swinerton

Subcontractor Name	Reported Community Sponsorships	 HireLAX Graduates	Total Impact Hours	Total Impact and Local Hours	Total Hours	Local Hire % (Headcount)
Civil Environmental Survey Group Inc DBA CES Group	0	0	0	6	6	100.0%
Concrete Coring Company	0	0	0	17	17	100.0%
ABC Lliovin Drilling Inc	0	0	28	28	28	100.0%
Diaz Yourman & Associates	0	0	0	70	70	100.0%
Architectural Design & Sign	0	0	0	77	77	100.0%
Floyd's Trucking LLC	0	0	104	104	104	100.0%
Semper Fi Rebar Corp.	0	0	0	349	373	93.7%
CMZ Excavation Inc	0	0	0	110	118	93.2%
Merli Concrete Pumping	NEW	0	24	46	54	85.2%
Perimeter Security Group	0	0	0	155	195	79.5%
Barbold Services LLC	0	0	566	566	758	74.7%
Fryman Management Inc	0	0	364	3491	4741	73.6%
American Environmental and Associates Inc	0	0	48	152	208	73.1%
Synergy Traffic Control Inc.	0	0	346	1700	2575	66.0%
F3 & Associates, Inc.	0	0	2	815	1471	55.4%
Wagner Engineering & Surveying	0	0	0	310	564	55.0%
Malcolm Drilling Company, Inc.	0	0	27	619	1161	53.3%
KML Services, Inc.	0	0	76	172	384	44.8%
Force Demolition Inc.	0	0	0	953	2293	41.6%
Pierre Landscape, Inc	0	0	0	369	914	40.3%
Citadel Environmental Services, Inc	0	0	79	79	199	39.8%
GECTWO Inc.	0	0	3106	7204	18157	39.7%
Lucas Builders	1	1	6365	14281	36957	38.6%
Swinerton Builders	3	3	3722	4708	12303	38.3%
PG Cutting Services	0	0	0	38	100	38.0%
Util-Locate	0	0	0	262	694	37.8%

LAX ITF Auxiliary Curbs: Phase 1/2

Data Received Through: May 31, 2025 - Data Source: Contractor's LCP Tracker Report


Prime Contractor: Swinerton

Subcontractor Name		Reported Community Sponsorships	 HireLAX Graduates	Total Impact Hours	Total Impact and Local Hours	Total Hours	Local Hire % (Headcount)
AMPCO Contracting Inc.		0	0	1220	6040	16402	36.8%
C Below Inc		0	0	0	61	168	36.2%
So Cal Industries		0	0	17	67	204	32.8%
Team Finish, Inc		0	0	0	64	200	32.0%
Marne Construction		0	0	686	1745	6996	24.9%
Power One, LLC		0	0	0	184	755	24.4%
Badger Daylight Corp		0	0	0	41	175	23.6%
Toro Enterprises Inc		0	0	0	115	541	21.3%
Mike Zarp, Inc.		0	0	82	589	3392	17.4%
Griffith Co		0	0	0	32	188	17.0%
Bess Testlab Inc.		0	0	52	240	1413	17.0%
C.M Peich, Inc.		0	0	0	240	1413	17.0%
G.O Rodriguez Trucking Inc.		0	0	25	287	2967	9.7%
Comet Electric, Inc.		0	0	37	109	1938	5.6%
Matt-Chlor, Inc	NEW	0	0	0	0	8	0.0%
Alameda Construction Services, Inc.	NEW	0	0	0	0	16	0.0%
EM Landscape Inc		0	0	0	0	17	0.0%
GEO Vision Inc		0	0	0	0	24	0.0%
Connor Concrete Cutting and Coring		0	0	0	0	36	0.0%
DC Dirtworks Inc.		0	0	0	0	56	0.0%
CL Surveying and Maping Inc		0	0	0	0	70	0.0%
NMN Construction		0	0	0	0	77	0.0%
Green Vista Landscape		0	0	0	0	160	0.0%
Gregg Drilling, LLC.		0	0	0	0	186	0.0%
Torrent Resources Inc.		0	0	0	0	326	0.0%
Perez Construction Group Inc.		0	0	0	0	713	0.0%
Addison Equipment Rental		0	0	0	0	969	0.0%

LAX ITF Auxiliary Curbs: Phase 1/2

Data Received Through: May 31, 2025 - Data Source: Contractor's LCP Tracker Report

Prime Contractor: Swinerton

Subcontractor Name		Reported Community Sponsorships	 HireLAX Graduates	Total Impact Hours	Total Impact and Local Hours	Total Hours	Local Hire % (Headcount)
Ferreira Construction		0	0	0	0	1390	0.0%
Newman Equipment Rental	NEW	0	0	0	0	8	0.0%
		4	4	16,973	46,492	125,322	37.1%

LAX PLA Agreement 2020 - "...to maximize the employment of qualified Impact Area Residents and Local Residents, with the goal that at least 30% of the total hours worked by coerced employees on each Project shall be performed by Impact Area Residents or Local Residents. The qualifying zip codes for Impact Area Residents and Local Residents are listed in Adendum No. 8 - Craft Employee Request Form."