


LAMP Automated People Mover Project

Data Received Through: May 31, 2025 - Data Source: Contractor's LCP Tracker Report


Prime Contractor: LINXS

Subcontractor Name		Reported Community Sponsorships	 HIRE LAX Graduates	Total Impact Workers	Total Impact and Local Workers	Total Workers	Local Hire % (Headcount)
Caliche Trucking		0	0	1	1	1	100.0%
Gaul & Gaul dba Craftsman Concrete Cutting		0	0	0	1	1	100.0%
Hammer Down Transportation Inc		0	0	0	1	1	100.0%
JG Guerrero's Trucking		0	0	0	1	1	100.0%
Ottos Transportation		0	0	1	1	1	100.0%
Reliable Trucking		0	0	1	1	1	100.0%
Richards Transportation LLC		0	0	1	1	1	100.0%
Rodz Transit		0	0	0	1	1	100.0%
Roy's Transportation		0	0	0	1	1	100.0%
WBM Trucking		0	0	1	1	1	100.0%
West Side Boy'z Inc.		0	0	0	1	1	100.0%
Z&Z Trucking		0	0	0	1	1	100.0%
Floyd's Trucking LLC		0	0	2	2	2	100.0%
Horton Automatics dba Overhead Door Corp.		0	0	0	2	2	100.0%
West Coast Firestopping Inc		0	0	1	5	5	100.0%
Final Cleaning Solutions		0	0	0	4	5	80.0%
Global Transloading LLC		0	0	1	4	5	80.0%
ASSA ABLOY Entrance Systems		0	0	1	3	4	75.0%
Kehoe Engineering & Testing, Inc.		0	0	1	3	4	75.0%
Murray Company		0	0	0	3	4	75.0%
24 Hour Sweeping, Inc.		0	0	1	6	8	75.0%
Diversified Janitorial DBA Coast 2 Coast Preservations		0	0	1	6	8	75.0%
Pacific Drilling Company		0	0	2	9	13	69.2%
Anytime Dumping Inc.		0	0	11	30	44	68.2%
Hamilton Blake LLC		0	0	0	6	9	66.7%
CA Sign		0	0	0	11	17	64.7%
W Contracting Corporation		0	0	7	24	38	63.2%

LAMP Automated People Mover Project

Data Received Through: May 31, 2025 - Data Source: Contractor's LCP Tracker Report


Prime Contractor: LINXS

Subcontractor Name		Reported Community Sponsorships	 HIRE LAX Graduates	Total Impact Workers	Total Impact and Local Workers	Total Workers	Local Hire % (Headcount)
Unique Scaffold (a dba of Emie & Sons Scagolding)		0	0	0	5	8	62.5%
Zolnay Insulation Inc - Sub to Pan-Pacific		0	0	0	3	5	60.0%
Pacific Labor Group		0	0	1	7	12	58.3%
Fryman Management Inc		1	0	28	131	229	57.2%
Harwood Construction Inc		0	0	2	12	22	54.5%
Viking Insulation		0	0	0	9	17	52.9%
Air Pump Enterprises		0	0	0	1	2	50.0%
WCW Inc		0	0	1	1	2	50.0%
Group Delta		0	0	0	2	4	50.0%
MS Construction		0	0	0	2	4	50.0%
Apollo Electric		0	0	1	3	6	50.0%
GECTWO Inc.		0	0	1	5	10	50.0%
ABC Liovin Drilling Inc		0	0	1	8	16	50.0%
Hubcity Trucking		0	0	1	14	28	50.0%
California Earth Transport Inc.		0	0	21	66	134	49.3%
Building Electronic Controls		0	0	3	12	25	48.0%
Birdi Constructors Inc		0	0	3	15	33	45.5%
Matrix Environmental		0	0	5	85	190	44.7%
Comet Electric		1	0	4	73	166	44.0%
Dirty Deedz Dumping (dba of T & D Jetter LLC)		0	0	1	3	7	42.9%
LINXS Constructors		10	10	114	477	1130	42.2%
Crown Fence Company		0	0	0	16	39	41.0%
Premier Tile & Marble		0	0	2	9	22	40.9%
Penhall Company		0	0	2	22	56	39.3%
Champion Crane Rental Inc.		0	0	0	3	8	37.5%
Triumph Painting		0	0	0	9	24	37.5%
ADF International, Inc. DBA as ADF Steel, Inc.		0	0	15	102	272	37.5%
RJ & J Construction Inc		0	0	6	16	43	37.2%

LAMP Automated People Mover Project

Data Received Through: May 31, 2025 - Data Source: Contractor's LCP Tracker Report


Prime Contractor: LINXS

Subcontractor Name		Reported Community Sponsorships	 HIRE LAX Graduates	Total Impact Workers	Total Impact and Local Workers	Total Workers	Local Hire % (Headcount)
N/S Corporation		0	0	1	4	11	36.4%
Allied Steel Co. Inc,		0	0	8	22	61	36.1%
JT Winsatt Contracting Company		0	0	13	96	271	35.4%
Techno Coatings Inc		0	0	4	24	69	34.8%
Bali Construction		2	2	12	32	92	34.8%
Cosco Fire Protection		1	1	3	36	104	34.6%
Diversified Production Services, Inc.		0	0	4	19	55	34.5%
Metcoe Skylight Specialties		0	0	0	10	29	34.5%
Anning-Johnson Company		2	2	9	21	62	33.9%
ISEC Inc		0	0	5	21	62	33.9%
Woods Commercial Door Inc		0	0	0	1	3	33.3%
Hixson Backhoe Service Inc		0	0	0	2	6	33.3%
Pugliese Interior Systems Inc		0	0	1	2	6	33.3%
South Bay Iron Inc		0	0	1	3	9	33.3%
Travertine Inc		0	0	0	3	9	33.3%
Progressive Surface Solution, LLC		0	0	1	4	12	33.3%
Badger Daylighting		0	0	0	5	15	33.3%
DSM Construction		0	0	4	8	24	33.3%
Granstrom Masonry Inc.		0	0	0	16	50	32.0%
Drill Tech Drilling & Shoring		0	0	1	7	22	31.8%
BrandSafway Services LLC		0	0	20	64	202	31.7%
Rosendin Electric		1	1	37	184	585	31.5%
Preferred Ceilings Inc.		0	0	0	5	16	31.3%
SC Coatings Corp.		0	0	1	5	16	31.3%
Imperial Specialty Contracting Inc.		0	0	0	10	32	31.3%
Best Contracting Services		0	0	3	44	142	31.0%
Commerce Coating Services		0	0	2	23	76	30.3%

LAMP Automated People Mover Project

Data Received Through: May 31, 2025 - Data Source: Contractor's LCP Tracker Report


Prime Contractor: LINXS

Subcontractor Name		Reported Community Sponsorships	 HIRE LAX Graduates	Total Impact Workers	Total Impact and Local Workers	Total Workers	Local Hire % (Headcount)
Miller Equipment Rental		0	0	4	9	30	30.0%
Legacy Foundations		0	0	9	25	84	29.8%
Southwest Steel of California		0	0	5	19	64	29.7%
The Culver Group		0	0	6	8	27	29.6%
All American Asphalt		0	0	13	48	163	29.4%
The JV Land Clearing Company Inc		0	0	0	5	17	29.4%
Merli Concrete Pumping		0	0	0	7	24	29.2%
Pan-Pacific Mechanical		0	0	11	72	248	29.0%
CMC Rebar West		0	0	15	91	317	28.7%
Corrpro Companies		0	0	0	2	7	28.6%
Sancon Technologies		0	0	0	2	7	28.6%
Taft Electric Company	NEW	0	0	0	2	7	28.6%
Bill Carr Surveys, Inc.		0	0	1	4	14	28.6%
Legacy Reinforcing Steel		0	0	2	15	53	28.3%
Concrete Coring Company		0	0	2	11	39	28.2%
CMF Inc.		0	0	7	33	118	28.0%
Bagatelos Architectural Glass Systems		0	0	3	13	47	27.7%
Pacific Steel Group		0	0	3	30	109	27.5%
Koppl Pipeline Services		0	0	0	3	11	27.3%
Frank S. Smith Masonry Inc.		0	0	3	21	77	27.3%
Standard Drywall Inc.		0	0	22	73	269	27.1%
Century Sweeping		0	0	1	4	15	26.7%
Norcal Pipeline Services		1	1	4	25	94	26.6%
Onyx Building Group		0	0	4	19	74	25.7%
Halco Testing Services		0	0	1	1	4	25.0%
Industrial High Voltage		0	0	0	1	4	25.0%
Rebar Engineering		0	0	0	2	8	25.0%
Veterans Engineering Services Inc.		0	0	0	3	12	25.0%

LAMP Automated People Mover Project

Data Received Through: May 31, 2025 - Data Source: Contractor's LCP Tracker Report


Prime Contractor: LINXS

Subcontractor Name		Reported Community Sponsorships	 HIRE LAX Graduates	Total Impact Workers	Total Impact and Local Workers	Total Workers	Local Hire % (Headcount)
Belcastro Construction Management		0	0	2	4	16	25.0%
Mike Payne & Associates		0	0	1	4	16	25.0%
Nevell Group Inc		0	0	3	40	160	25.0%
Lucas Builders		0	0	3	15	61	24.6%
Masonry Concepts		0	0	1	7	31	22.6%
Crosstown Electric & Data Inc.		0	0	0	2	9	22.2%
Regional Steel Corporation		0	0	0	3	14	21.4%
Griffith Company		0	0	2	30	140	21.4%
Rolling Plains Construction		0	0	2	4	19	21.1%
Coast Building Products		0	0	0	5	24	20.8%
Sterndahl Enterprises, Inc		0	0	3	15	72	20.8%
Rutherford Co. Inc		0	0	0	1	5	20.0%
Smithson Electric		0	0	0	1	5	20.0%
Maxwell's Backhoe Inc DBA MBI Excavation (Sub to Pan-Pa		0	0	0	2	10	20.0%
Toro Enterprises		0	0	0	4	20	20.0%
Force Demolition		0	0	0	6	30	20.0%
Marne Construction Inc		0	0	7	29	147	19.7%
Siemens Industry Inc.		0	0	0	2	11	18.2%
Pre-Fab Builders Inc.		0	0	3	9	53	17.0%
Crane Rental Service Inc		0	0	0	1	6	16.7%
Site Solution Services, Inc.		0	0	0	1	6	16.7%
T & H Interior Services Inc		0	0	0	1	6	16.7%
2R Drilling		0	0	0	2	12	16.7%
Alert Insulation Company Inc.		0	0	0	2	12	16.7%
M S Rouse Company		0	0	0	2	12	16.7%
Penn Air Control		0	0	0	2	12	16.7%
Troyer Contracting Company		0	0	0	4	24	16.7%

LAMP Automated People Mover Project

Data Received Through: May 31, 2025 - Data Source: Contractor's LCP Tracker Report


Prime Contractor: LINXS

Subcontractor Name		Reported Community Sponsorships	 HIRE LAX Graduates	Total Impact Workers	Total Impact and Local Workers	Total Workers	Local Hire % (Headcount)
Tahlequah Rebar Info		0	0	2	7	42	16.7%
Dywidag Systems International		0	0	0	11	68	16.2%
Largo Concrete		0	0	0	5	31	16.1%
Malcolm Drilling		0	0	1	3	19	15.8%
Winegardner Masonry Inc		0	0	0	9	57	15.8%
Integrity Rebar Placers		0	0	1	14	89	15.7%
Sequoia Consultants, Inc.		0	0	1	13	86	15.1%
Elljay Acoustics Inc		0	0	4	8	53	15.1%
RMA Group		0	0	0	2	15	13.3%
JLS Concrete Pumping (dba of Brundage Bone Concrete)		0	0	0	7	55	12.7%
BHC Crane LLC		0	0	0	1	8	12.5%
M. B. Herzog Electric		0	0	0	2	16	12.5%
South Coast Sweeping		0	0	0	1	9	11.1%
Genesis One Group		0	0	1	2	18	11.1%
Vertical Access, Inc		0	0	1	6	58	10.3%
Schindler Elevator Corporation		0	0	3	8	78	10.3%
Connor Concrete Cutting & Coring		0	0	1	1	10	10.0%
Red Hawk Services		0	0	1	2	20	10.0%
G & F Concrete Cutting		0	0	1	2	22	9.1%
Bragg Crane Service		0	0	1	5	58	8.6%
Maxim Crane LP		0	0	0	11	128	8.6%
Conco Pumping a dba of Gonsalves & Santucci		0	0	1	1	12	8.3%
Tres Amigos Trucking		0	0	0	1	12	8.3%
ADF Structural Steel		0	0	0	1	13	7.7%
Shaw & Sons Inc.		0	0	0	7	103	6.8%
C Below Inc		1	1	1	1	16	6.3%
Lightning Protection Systems dba VFC Lightning Protection		0	0	0	1	20	5.0%
NMN Construction		0	0	0	1	24	4.2%

LAMP Automated People Mover Project

Data Received Through: May 31, 2025 - Data Source: Contractor's LCP Tracker Report


Prime Contractor: LINXS

Subcontractor Name		Reported Community Sponsorships	 HIRE LAX Graduates	Total Impact Workers	Total Impact and Local Workers	Total Workers	Local Hire % (Headcount)
Chavan Trucking		0	0	0	1	26	3.8%
Reliable Construction Services LLC		0	0	0	1	29	3.4%
Mr Crane		0	0	0	2	102	2.0%
Air & Lube Systems		0	0	0	0	1	0.0%
Arriaga Transport		0	0	0	0	1	0.0%
ARS Construction Services, Inc. dba Concrete Cutters Intern		0	0	0	0	1	0.0%
B & D Construction Co.		0	0	0	0	1	0.0%
Cal Transport Inc.		0	0	0	0	1	0.0%
California Testing & Inspections Inc.		0	0	0	0	1	0.0%
Canyon City Trucking		0	0	0	0	1	0.0%
JT Excavating		0	0	0	0	1	0.0%
L.A. Rebar Welding		0	0	0	0	1	0.0%
Liban The Dream Inc.		0	0	0	0	1	0.0%
Power One LLC		0	0	0	0	1	0.0%
Professional Utility Locating Services		0	0	0	0	1	0.0%
R.J. Lalonde Inc		0	0	0	0	1	0.0%
Terry Rhodes Backhoe Service Inc.		0	0	0	0	1	0.0%
A-Gas US Inc., dba Rapid Recovery		0	0	0	0	2	0.0%
Bielski Specialty Services		0	0	0	0	2	0.0%
CE Pickup Co. DBA Pacific Sound Control		0	0	0	0	2	0.0%
Cramer Painting Inc		0	0	0	0	2	0.0%
Ground Penetrating Radar Systems LLC		0	0	0	0	2	0.0%
Horizon Underground		0	0	0	0	2	0.0%
Karcher Environmental		0	0	0	0	2	0.0%
KM3N-B DBA Terra Petra		0	0	0	0	2	0.0%
Rascom Group		0	0	0	0	2	0.0%
Resa Power LLC		0	0	0	0	2	0.0%
Savala Equipment Company		0	0	0	0	2	0.0%

LAMP Automated People Mover Project

Data Received Through: May 31, 2025 - Data Source: Contractor's LCP Tracker Report


Prime Contractor: LINXS

Subcontractor Name		Reported Community Sponsorships	 HIRE LAX Graduates	Total Impact Workers	Total Impact and Local Workers	Total Workers	Local Hire % (Headcount)
Won-Door Corporation		0	0	0	0	2	0.0%
ACE Concrete Cutting, Inc.		0	0	0	0	3	0.0%
CMZ Excavation, Inc.		0	0	0	0	3	0.0%
Culwell Abrasive Inc.		0	0	0	0	3	0.0%
D. C. Drilling Inc.		0	0	0	0	3	0.0%
Fastrack Rentals		0	0	0	0	3	0.0%
Antoine Electric Inc		0	0	0	0	4	0.0%
Automated Gate Services Inc.		0	0	0	0	4	0.0%
Cooper Engineering		0	0	0	0	4	0.0%
Del Secco Diamond Core & Saw Inc.		0	0	0	0	4	0.0%
Guildworks CA LLC		0	0	0	0	4	0.0%
Hydrosprout Inc		0	0	0	0	4	0.0%
Matt Chlor Inc		0	0	0	0	4	0.0%
Sunstate Installations		0	0	0	0	4	0.0%
The LKR Group		0	0	0	0	4	0.0%
Master Coast, Inc.		0	0	0	0	5	0.0%
Barneys Hole Digging		0	0	0	0	7	0.0%
Cascade Drilling LP		0	0	0	0	7	0.0%
Hipp Wrap Containment		0	0	0	0	7	0.0%
Woodbridge Glass		0	0	0	0	7	0.0%
Commercial Scaffolding of CA Inc		0	0	0	0	10	0.0%
Dean's Certifies Welding Inc.		0	0	0	0	11	0.0%
Traffic Loops Crackfilling Inc.		0	0	0	0	11	0.0%
Bragg Heavy Transport		0	0	0	0	12	0.0%
Hydraulic Cranes LLC		0	0	0	0	12	0.0%
H.D. Construction Equipment Inc. (HDCE)		0	0	0	0	15	0.0%
David L. Addison dba Addison Equipment Rental		0	0	0	0	16	0.0%
Torrent Resources (CA) Inc		0	0	0	0	20	0.0%

LAMP Automated People Mover Project

Data Received Through: May 31, 2025 - Data Source: Contractor's LCP Tracker Report

Prime Contractor: LINXS

Subcontractor Name		Reported Community Sponsorships	 HIRE LAX Graduates	Total Impact Workers	Total Impact and Local Workers	Total Workers	Local Hire % (Headcount)
Baryeh Construction		0	0	0	0	21	0.0%
		20	18	538	2,795	9,158	30.5%

LAX PLA Article III, Section 6 Contractor Hiring Obligations - . . . to maximize the employment of qualified local persons residing within the area of the Project, with the goal that at least 30% of each contractor's employees hired under this Agreement shall be either residents of the cities immediately adjacent to LAX or of the City of Los Angeles ("local residents"). Contractors shall develop a hiring plan and maintain records of their compliance efforts.