


LAX ITF Auxiliary Curbs: Phase 1/2

Data Received Through: April 30, 2025 - Data Source: Contractor's LCP Tracker Report


Prime Contractor: Swinerton

Subcontractor Name	Reported Community Sponsorships	 HireLAX Graduates	Total Impact Hours	Total Impact and Local Hours	Total Hours	Local Hire % (Hours)
Civil Environmental Survey Group Inc DBA CES Group	0	0	0	6	6	100.0%
Concrete Coring Company	0	0	0	17	17	100.0%
ABC Lliovin Drilling Inc	0	0	28	28	28	100.0%
Perimeter Security Group	NEW	0	0	31	31	100.0%
Architectural Design & Sign	NEW	0	0	45	45	100.0%
CMZ Excavation Inc	0	0	0	70	70	100.0%
Diaz Yourman & Associates	0	0	0	70	70	100.0%
Floyd's Trucking LLC	0	0	104	104	104	100.0%
Semper Fi Rebar Corp.	NEW	0	0	147	147	100.0%
Fryman Management Inc	0	0	298	2918	3781	77.2%
Barbold Services LLC	0	0	566	566	758	74.7%
American Environmental and Associates Inc	0	0	48	152	208	73.1%
Synergy Traffic Control Inc.	0	0	346	1700	2575	66.0%
F3 & Associates, Inc.	0	0	0	661	1147	57.6%
Wagner Engineering & Surveying	0	0	0	310	564	55.0%
Malcolm Drilling Company, Inc.	0	0	27	576	1109	51.9%
Pierre Landscape, Inc	0	0	0	287	624	46.0%
KML Services, Inc.	0	0	76	172	384	44.8%
Citadel Environmental Services, Inc	0	0	79	79	199	39.8%
Lucas Builders	1	1	5552	12721	31970	39.8%
GECTWO Inc.	0	0	2428	5579	14072	39.6%
PG Cutting Services	0	0	0	38	96	39.6%
Force Demolition Inc.	0	0	0	768	1941	39.6%

LAX ITF Auxiliary Curbs: Phase 1/2

Data Received Through: April 30, 2025 - Data Source: Contractor's LCP Tracker Report


Prime Contractor: Swinerton

Subcontractor Name		Reported Community Sponsorships	 HireLAX Graduates	Total Impact Hours	Total Impact and Local Hours	Total Hours	Local Hire % (Hours)
Util-Locate		0	0	0	262	694	37.8%
Swinerton Builders		2	2	2840	3114	8373	37.2%
C Below Inc		0	0	0	61	168	36.2%
AMPCO Contracting Inc.		0	0	1095	5503	15379	35.8%
Marne Construction		0	0	547	1504	4555	33.0%
So Cal Industries		0	0	17	67	204	32.8%
Team Finish, Inc		0	0	0	40	128	31.3%
Power One, LLC		0	0	0	184	755	24.4%
Badger Daylight Corp		0	0	0	41	175	23.6%
Toro Enterprises Inc		0	0	0	115	541	21.3%
Bess Testlab Inc.		0	0	52	230	1157	19.9%
Griffith Co		0	0	0	32	188	17.0%
Mike Zarp, Inc.		0	0	16	328	2203	14.9%
G.O Rodriguez Trucking Inc.		0	0	25	263	2764	9.5%
C.M Peich, Inc.		0	0	0	51	1224	4.2%
Comet Electric, Inc.		0	0	8	32	1259	2.5%
Connor Concrete Cutting and Coring		0	0	0	0	7	0.0%
EM Landscape Inc	NEW	0	0	0	0	17	0.0%
GEO Vision Inc		0	0	0	0	24	0.0%
NMN Construction	NEW	0	0	0	0	29	0.0%
CL Surveying and Maping Inc		0	0	0	0	54	0.0%
DC Dirtworks Inc.		0	0	0	0	56	0.0%
Green Vista Landscape		0	0	0	0	160	0.0%
Gregg Drilling, LLC.		0	0	0	0	186	0.0%
Torrent Resources Inc.		0	0	0	0	326	0.0%

LAX ITF Auxiliary Curbs: Phase 1/2

Data Received Through: April 30, 2025 - Data Source: Contractor's LCP Tracker Report

Prime Contractor: Swinerton

Subcontractor Name		Reported Community Sponsorships	 HireLAX Graduates	Total Impact Hours	Total Impact and Local Hours	Total Hours	Local Hire % (Hours)
Perez Construction Group Inc.		0	0	0	0	713	0.0%
Addison Equipment Rental	NEW	0	0	0	0	969	0.0%
Ferreira Construction		0	0	0	0	1390	0.0%
		3	3	14,151	38,868	103,639	37.5%

LAX PLA Agreement 2020 - "...to maximize the employment of qualified Impact Area Residents and Local Residents, with the goal that at least 30% of the total hours worked by coerced employees on each Project shall be performed by Impact Area Residents or Local Residents. The qualifying zip codes for Impact Area Residents and Local Residents are listed in Adendum No. 8 - Craft Employee Request Form."