


Roadways Utilities & Enabling (RUE)

Data Received Through: March 30, 2025 - Data Source: City's Summary of Hiring Monthly Report


Prime Contractor: Skanska

Subcontractor Name		Reported Community Sponsorships	 HIRE LAX Graduates	Total Impact Workers	Total Impact and Local Workers	Total Workers	Local Hire % (Headcount)
Lejend Corporation		0	0	0	1	1	100.0%
24 Hours Sweeping, Inc.		0	0	0	2	2	100.0%
Los Morales Trucking Inc		0	0	5	24	31	77.4%
ABC Liovin Drilling, Inc		0	0	0	3	4	75.0%
S R Bray LLC DBA Power Plus		0	0	1	3	4	75.0%
Anytime Dumping Inc. Anytime Trucking		0	0	5	16	22	72.7%
Corray Painting Co.		0	0	0	2	3	66.7%
Monzon & Sons		0	0	1	2	3	66.7%
California Signs Inc.		0	0	0	5	8	62.5%
Nor - Cal Pipeline Services		0	0	1	3	5	60.0%
Fryman Management Inc		1	1	17	83	159	52.2%
Miranda Logistics Enterprise Inc		0	0	6	61	117	52.1%
Global Transloading, LLC.		0	0	16	36	70	51.4%
Ground Penetrating Radar Systems LLC.		0	0	0	1	2	50.0%
Royal Electric		0	0	0	9	18	50.0%
GECTWO Inc		0	0	1	4	9	44.4%
C M B Structures Inc		0	0	0	2	5	40.0%
Dinamic Mod Construction Inc		0	0	0	2	5	40.0%
G G G Demolition Inc		0	0	0	2	5	40.0%
Service Connected II Inc DBA SC Building		0	0	0	2	5	40.0%
Legacy Reinforcing Steel LLC		0	0	0	3	8	37.5%
Bali Construction Inc		0	0	11	30	82	36.6%
Skanska USA Civil West California District		4	4	11	46	128	35.9%

Roadways Utilities & Enabling (RUE)

Data Received Through: March 30, 2025 - Data Source: City's Summary of Hiring Monthly Report


Prime Contractor: Skanska

Subcontractor Name		Reported Community Sponsorships	 HIRE LAX Graduates	Total Impact Workers	Total Impact and Local Workers	Total Workers	Local Hire % (Headcount)
Steve Bubalo Construction Co		0	0	3	13	38	34.2%
Huss & Cubero Inc DBA Ram Jack Social	NEW	0	0	1	1	3	33.3%
Matrix Environmental Inc		0	0	2	11	36	30.6%
Brundage - Bone Conccredte Pumping Inc		0	0	0	2	7	28.6%
Koppl Pipeline Services		0	0	0	2	7	28.6%
Alameda Construction Services Inc.		0	0	6	30	106	28.3%
Lucas Builders, Inc		0	0	3	29	105	27.6%
Marvella Steel Placers		0	0	0	3	11	27.3%
The Culver Group Inc		0	0	4	6	22	27.3%
Coral Construction Company		0	0	2	4	15	26.7%
WA Rasic Construction Company Inc.		0	0	0	4	15	26.7%
Pan Pacific Mechanical		0	0	1	7	27	25.9%
Select Electric Inc		0	0	9	22	87	25.3%
Belcastro Commercial Builders		0	0	0	2	8	25.0%
Goss Construction		0	0	0	2	8	25.0%
Ted W Page Enterprises Inc DBA Concrete Cutting		0	0	0	2	8	25.0%
Forefront Deep Foundation Inc.		0	0	1	3	12	25.0%
Suttles Plumbing & Mechanical Corp		0	0	0	4	16	25.0%
Sully-Miller Contracting Compnay		2	2	2	34	137	24.8%
Badger Daylighting Corp		0	0	0	8	33	24.2%
Blois Construction		0	0	0	14	61	23.0%
Anbessaw Consulting Inc. DBA The Quality Firm		0	0	2	14	62	22.6%
Rascom Group		0	0	0	2	9	22.2%
Zefiro Corporation		0	0	0	4	18	22.2%

Roadways Utilities & Enabling (RUE)

Data Received Through: March 30, 2025 - Data Source: City's Summary of Hiring Monthly Report


Prime Contractor: Skanska

Subcontractor Name	Reported Community Sponsorships	 HIRE LAX Graduates	Total Impact Workers	Total Impact and Local Workers	Total Workers	Local Hire % (Headcount)
MAC 5Construction LLC	0	0	0	1	5	20.0%
The J.V. Land Clearing Company, Inc.	0	0	1	3	15	20.0%
Sterndahl Enterprises, Inc	0	0	1	9	45	20.0%
Cooper Engineering Inc.	0	0	0	3	16	18.8%
Marina Landscape Inc.	0	0	0	15	85	17.6%
Lonestar West Servives LLC	0	0	0	1	6	16.7%
R Dugan Construction Inc	0	0	1	4	30	13.3%
P G Cutting Services	0	0	0	2	16	12.5%
R V Concrete Inc	0	0	0	6	57	10.5%
Cindy Trump, Inc Lindys Cold Planing	0	0	0	3	29	10.3%
G & F Concrete Cutting, Inc.	0	0	0	1	10	10.0%
Smithson Electric Inc.	0	0	0	1	10	10.0%
Traffic Loops Crackfilling Inc	0	0	0	1	10	10.0%
Az Construction, Inc. DBA ACE Fence Company	0	0	0	1	15	6.7%
Coast Surveying Inc	0	0	0	1	15	6.7%
Anytime Sweeping Services Inc	0	0	0	0	1	0.0%
Fastrack Rentals	0	0	0	0	1	0.0%
Trahan Enterprises Inc	0	0	0	0	1	0.0%
Accessible Consulting Engineers Inc	0	0	0	0	2	0.0%
ConnorP81 Inc	0	0	0	0	2	0.0%
L A C Motor Enterprises Inc.	0	0	0	0	2	0.0%
Harpers Backhoe Service, Inc.	0	0	0	0	3	0.0%
Integrity Rebar Placers	0	0	0	0	3	0.0%
Specialty Paving Inc DBA A C Dike Co.	0	0	0	0	3	0.0%

Roadways Utilities & Enabling (RUE)

Data Received Through: March 30, 2025 - Data Source: City's Summary of Hiring Monthly Report

Prime Contractor: Skanska

Subcontractor Name	Reported Community Sponsorships	 HIRE LAX Graduates	Total Impact Workers	Total Impact and Local Workers	Total Workers	Local Hire % (Headcount)
Superior Arc Welding Inc.	0	0	0	0	3	0.0%
The Crane Guys	0	0	0	0	3	0.0%
The Hild Corporation DBA Industrial High	0	0	0	0	3	0.0%
Bragg Investment Company Inc	0	0	0	0	4	0.0%
G & G Door Products Inc	0	0	0	0	4	0.0%
Kana Subsurface Engineering	0	0	0	0	4	0.0%
Tom Grbava & Sons, Inc.	0	0	0	0	4	0.0%
Enviornmental Construction Group	0	0	0	0	5	0.0%
R E Mason Engineering DBA R E Mason Paving	0	0	0	0	5	0.0%
Sandoval Sweeping Inc.	0	0	0	0	5	0.0%
Barney's Hole Digging Service, Inc	0	0	0	0	6	0.0%
Brymax Construction Services Inc.	0	0	0	0	6	0.0%
Dean's Certified Welding, Inc	0	0	0	0	6	0.0%
Ultra Welding, Inc	0	0	0	0	6	0.0%
Nold's Equipment Inc.	0	0	0	0	10	0.0%
T&D Services, Inc. DBA T&D Trenchless	0	0	0	0	10	0.0%
Torrent Resources	0	0	0	0	10	0.0%
Maxim Crane Works	0	0	0	0	13	0.0%
	7	7	114	617	2,036	30.3%

LAX PLA Article III, Section 6 Contractor Hiring Obligations - . . . to maximize the employment of qualified local persons residing within the area of the Project, with the goal that at least 30% of each contractor's employees hired under this Agreement shall be either residents of the cities immediately adjacent to LAX or of the City of Los Angeles ("local residents"). Contractors shall develop a hiring plan and maintain records of their compliance efforts.