


## Delta Sky Way Program II

Data Received Through: March 30, 2025 - Data Source: Contractor's LCP Tracker Report


Prime Contractor: Hensel Phelps

Subcontractor Name		Reported Community Sponsorships	 HIRE LAX Graduates	Total Impact Workers	Total Impact and Local Workers	Total Workers	Local Hire % (Headcount)
American Flooring		0	0	N/A	3	3	100.0%
Bielski Specialties Services, Inc.		0	0	N/A	2	2	100.0%
XL Fire Protection		0	0	N/A	2	2	100.0%
JLM Installations, Inc		0	0	N/A	1	1	100.0%
Streamline Integration		0	0	N/A	9	12	75.0%
El Prado Cleaning Service		0	0	N/A	41	56	73.2%
BT Trucking, Inc		0	0	N/A	12	18	66.7%
Valley Dispatch Inc.		0	0	N/A	8	12	66.7%
Lejend Corporation		0	0	N/A	2	3	66.7%
Riselo Engineering Solutions, Inc.		0	0	N/A	13	20	65.0%
24 Hours Sweeping Inc		0	0	N/A	7	11	63.6%
Assa Abloy Entrance Systems US Inc		0	0	N/A	7	11	63.6%
EER, Inc.		0	0	N/A	7	11	63.6%
Final Cleaning Solutions		0	0	N/A	26	41	63.4%
Fryman Management Inc		0	0	N/A	5	8	62.5%
Monzon & Son Enterprises		0	0	N/A	46	83	55.4%
Direct AV		0	0	N/A	16	29	55.2%
Wagner Engineering & Survey Inc.		0	0	N/A	11	20	55.0%
Crown Fence		0	0	N/A	13	25	52.0%
3531 Trucking Inc		0	0	N/A	2	4	50.0%
Evan Corporation dba Evan Fall Protection		0	0	N/A	2	4	50.0%
Giroux Glass, Inc.		0	0	N/A	2	4	50.0%
Bill Glore Inc		0	0	N/A	1	2	50.0%

## Delta Sky Way Program II

Data Received Through: March 30, 2025 - Data Source: Contractor's LCP Tracker Report


Prime Contractor: Hensel Phelps

Subcontractor Name		Reported Community Sponsorships	 HIRE LAX Graduates	Total Impact Workers	Total Impact and Local Workers	Total Workers	Local Hire % (Headcount)
Coast Building Products.		0	0	N/A	1	2	50.0%
Imperial Specialty Contracting, Inc		0	0	N/A	1	2	50.0%
Lawrence W Rosine Co.		0	0	N/A	1	2	50.0%
Sign Industries Incorporated		0	0	N/A	1	2	50.0%
Won-Door Corporation		0	0	N/A	1	2	50.0%
BEI Construction, Inc.		0	0	N/A	17	36	47.2%
Safe Scaffolding		0	0	N/A	7	15	46.7%
T&M Construction		0	0	N/A	4	9	44.4%
Standard Drywall, Inc		0	0	N/A	44	104	42.3%
Cosco Fire Protection, Inc.		0	0	N/A	26	62	41.9%
Bird Constructors, Inc		0	0	N/A	5	12	41.7%
Limbach Company LP		0	0	N/A	5	12	41.7%
CSI Electrical Contractors, Inc.		0	0	N/A	7	17	41.2%
Masonry Concepts, Inc		0	0	N/A	21	52	40.4%
Hensel Phelps Construction Co		10	8	N/A	97	242	40.1%
Bill Carr Surveys, Inc.		0	0	N/A	4	10	40.0%
San-Mar Construction Co Inc		0	0	N/A	36	92	39.1%
GecTwo Inc		0	0	N/A	68	174	39.1%
Building Electronic Controls		0	0	N/A	7	18	38.9%
Condon Jonson & Associates, Inc		0	0	N/A	25	66	37.9%
Environmental Construction Group		0	0	N/A	56	148	37.8%
Griffith Company		0	0	N/A	66	176	37.5%
Woodbridge Glass Incorporated		0	0	N/A	10	27	37.0%
CR Insulation		0	0	N/A	10	28	35.7%

## Delta Sky Way Program II

Data Received Through: March 30, 2025 - Data Source: Contractor's LCP Tracker Report


Prime Contractor: Hensel Phelps

Subcontractor Name		Reported Community Sponsorships	 HIRE LAX Graduates	Total Impact Workers	Total Impact and Local Workers	Total Workers	Local Hire % (Headcount)
Morrow Meadows Corporation		0	0	N/A	154	435	35.4%
Matrix Environmental, Inc.		0	0	N/A	53	151	35.1%
BrandSafway Services		0	0	N/A	40	115	34.8%
Anning Johnson Company		0	0	N/A	20	59	33.9%
Pan-Pacific Mechanical, LLC		0	0	N/A	48	142	33.8%
Morrow Meadows Corporation (2)		0	0	N/A	110	326	33.7%
Bapko Metal, Inc		0	0	N/A	9	27	33.3%
Shotcrete Structures, Inc		0	0	N/A	9	27	33.3%
L2 Specialties, Inc		0	0	N/A	2	6	33.3%
Az-Tec Erectors		0	0	N/A	1	3	33.3%
Bonas Company		0	0	N/A	1	3	33.3%
Contract Décor, Inc.		0	0	N/A	1	3	33.3%
NRW Trucking Inc		0	0	N/A	1	3	33.3%
GGG Demolition, Inc.		0	0	N/A	37	116	31.9%
Best Contracting Services Inc		0	0	N/A	57	179	31.8%
Malcolm Drilling Company		0	0	N/A	13	41	31.7%
Quality Production Services		0	0	N/A	38	120	31.7%
Nevell Group Inc		0	0	N/A	74	235	31.5%
Southwest Steel of California, Inc.		0	0	N/A	51	166	30.7%
Infinity Drywall Contracting, Inc.		0	0	N/A	15	49	30.6%
SME Steel		0	0	N/A	44	144	30.6%
Johnson & Turner Painting Co., Inc		0	0	N/A	17	56	30.4%
Granite Construction Company		0	0	N/A	80	267	30.0%
Washington Iron Works		1	1	N/A	26	89	29.2%

## Delta Sky Way Program II

Data Received Through: March 30, 2025 - Data Source: Contractor's LCP Tracker Report


Prime Contractor: Hensel Phelps

Subcontractor Name		Reported Community Sponsorships	 HIRE LAX Graduates	Total Impact Workers	Total Impact and Local Workers	Total Workers	Local Hire % (Headcount)
Borbon, Inc		0	0	N/A	6	21	28.6%
Brymax Construction Services		0	0	N/A	35	123	28.5%
Rosendin Electric		0	0	N/A	15	53	28.3%
ISEC, Inc.		0	0	N/A	41	145	28.3%
Murray Company		0	0	N/A	102	362	28.2%
Concrete Coring Company		0	0	N/A	12	43	27.9%
Premier Tile & Marble		0	0	N/A	20	72	27.8%
Performance Contracting Inc.		0	0	N/A	115	415	27.7%
Vertical Access, Inc		0	0	N/A	16	58	27.6%
Gerdau Reinforcing Steel / CMC Rebar West		0	0	N/A	40	148	27.0%
Shoring Engineers		0	0	N/A	14	54	25.9%
Xcel Mechanical System Inc.		0	0	N/A	14	54	25.9%
ARB, Inc.		0	0	N/A	21	83	25.3%
Signature Flooring, Inc		0	0	N/A	4	16	25.0%
Rouch Rebar, Inc.		0	0	N/A	3	12	25.0%
Centerline Concrete Cutting Co, Inc.		0	0	N/A	2	8	25.0%
Site Solution Services, Inc.		0	0	N/A	2	8	25.0%
The LKR Group, Inc		0	0	N/A	2	8	25.0%
Karcher Firestopping, Inc		0	0	N/A	1	4	25.0%
McKeon Door West Inc		0	0	N/A	1	4	25.0%
Zolnay Insulation Inc		0	0	N/A	1	4	25.0%
Corradini Corp		0	0	N/A	16	69	23.2%
Gonsalves & Santucci Inc DBA Conco Pumping		0	0	N/A	6	26	23.1%
ABT Transport & Equipment, Inc		0	0	N/A	8	35	22.9%

## Delta Sky Way Program II

Data Received Through: March 30, 2025 - Data Source: Contractor's LCP Tracker Report


Prime Contractor: Hensel Phelps

Subcontractor Name		Reported Community Sponsorships	 HIRE LAX Graduates	Total Impact Workers	Total Impact and Local Workers	Total Workers	Local Hire % (Headcount)
West Coast Firestopping, Inc		0	0	N/A	15	66	22.7%
DSM Construction, Inc.		0	0	N/A	5	22	22.7%
Smoke Guard California, Inc		0	0	N/A	2	9	22.2%
So-Cal Insulation		0	0	N/A	2	9	22.2%
Commercial Scaffolding Of CA		0	0	N/A	7	34	20.6%
Otis Elevator Company		0	0	N/A	15	75	20.0%
Genesis Floor Covering, Incf.		0	0	N/A	5	25	20.0%
Goss Construction		0	0	N/A	2	10	20.0%
Koppl Pipeline Services, Inc.		0	0	N/A	1	5	20.0%
RR Leonard Co.		0	0	N/A	1	5	20.0%
Drill Tech Drilling		0	0	N/A	8	43	18.6%
Southern California Grading, Inc.		0	0	N/A	7	38	18.4%
Power One, LLC		0	0	N/A	8	44	18.2%
Coast Building Products		0	0	N/A	4	22	18.2%
Dean Viskosky Contractors Inc.		0	0	N/A	13	72	18.1%
Badger Daylighting Corp		0	0	N/A	11	64	17.2%
Comet Electric		0	0	N/A	1	6	16.7%
Mike Payne and Associates, Inc		0	0	N/A	1	6	16.7%
R.J. Lalonde Inc		0	0	N/A	1	6	16.7%
Karcher Insulation Systems, Inc (Sub to Pan-Pacific Mechanical)		0	0	N/A	3	19	15.8%
NorCal Pipeline Services, Inc.		0	0	N/A	3	19	15.8%
Architectural Design & Signs, Inc.		0	0	N/A	2	13	15.4%
Hill Crane Service, Inc		0	0	N/A	2	13	15.4%
Brundage Bone DBA JLS Pumping		0	0	N/A	8	53	15.1%

## Delta Sky Way Program II

Data Received Through: March 30, 2025 - Data Source: Contractor's LCP Tracker Report


Prime Contractor: Hensel Phelps

Subcontractor Name		Reported Community Sponsorships	 HIRE LAX Graduates	Total Impact Workers	Total Impact and Local Workers	Total Workers	Local Hire % (Headcount)
Kamran Metalworks, Inc.		0	0	N/A	2	14	14.3%
Konstruktors Inc.		0	0	N/A	1	7	14.3%
PG Cutting Services		0	0	N/A	1	7	14.3%
Smith-Emery Company		0	0	N/A	5	36	13.9%
EthosEnergy Field Services, LLC		0	0	N/A	7	51	13.7%
Air Balance Co, Inc.		0	0	N/A	2	15	13.3%
PGC Construction Inc		0	0	N/A	2	17	11.8%
Connor Concrete Cutting and Coring		0	0	N/A	4	35	11.4%
Mr. Crane Inc		0	0	N/A	11	103	10.7%
Schindler Elevator Corporation		0	0	N/A	3	29	10.3%
Service West		0	0	N/A	1	10	10.0%
Herrick Corporation		1	1	N/A	4	41	9.8%
Orange County Plastering Company Inc.		0	0	N/A	1	12	8.3%
Marina Landscape, Inc		0	0	N/A	1	14	7.1%
PCI		0	0	N/A	2	29	6.9%
Integrity Rebar Places		0	0	N/A	2	30	6.7%
Cell-Crete Corporation		0	0	N/A	1	15	6.7%
WGJ Enterprise, Inc dba PCI		0	0	N/A	1	21	4.8%
Guzman Grading & Paving Corp		0	0	N/A	0	23	0.0%
Reliable Construction Services, LLC		0	0	N/A	0	15	0.0%
Pavement Recycling Systems		0	0	N/A	0	12	0.0%
Lonestar West Services LLC		0	0	N/A	0	11	0.0%
Applied Engineering Concepts		0	0	N/A	0	10	0.0%
NMN Construction, Inc		0	0	N/A	0	9	0.0%

## Delta Sky Way Program II

Data Received Through: March 30, 2025 - Data Source: Contractor's LCP Tracker Report


Prime Contractor: Hensel Phelps

Subcontractor Name		Reported Community Sponsorships	 HIRE LAX Graduates	Total Impact Workers	Total Impact and Local Workers	Total Workers	Local Hire % (Headcount)
Climatec		0	0	N/A	0	8	0.0%
C.A. Buchen Corp		0	0	N/A	0	6	0.0%
Anglemyer Crane Rental		0	0	N/A	0	5	0.0%
Matt-Chlor, Inc		0	0	N/A	0	5	0.0%
RMA Group		0	0	N/A	0	5	0.0%
RMA Group, Inc.		0	0	N/A	0	5	0.0%
Savala Equipment Company Inc dba Savala Equipment Re		0	0	N/A	0	5	0.0%
Anbessaw Consulting, Inc dba The Quality Firm		0	0	N/A	0	4	0.0%
Centerline Concrete Cutting Co		0	0	N/A	0	4	0.0%
The Door Crew, Inc.		0	0	N/A	0	4	0.0%
Ground Penetrating Radar System, LLC		0	0	N/A	0	3	0.0%
Magna Transporation Group		0	0	N/A	0	3	0.0%
Miller Equipment Co, Inc		0	0	N/A	0	3	0.0%
Nold's Equipment, Inc.		0	0	N/A	0	3	0.0%
Premier Interior Dev., Inc.		0	0	N/A	0	3	0.0%
Cali USA Acoustics Inc.		0	0	N/A	0	2	0.0%
Crane Rental Services		0	0	N/A	0	2	0.0%
Exsell Sales Associates		0	0	N/A	0	2	0.0%
Foster Flooring		0	0	N/A	0	2	0.0%
Inspection Resources Co		0	0	N/A	0	2	0.0%
Karcher Interior Systems, Inc		0	0	N/A	0	2	0.0%
Mike Prlich and Sons, Inc		0	0	N/A	0	2	0.0%
Penhall Compancy (Sub to Concrete Coring)		0	0	N/A	0	2	0.0%
R.P.L. Trucking Inc		0	0	N/A	0	2	0.0%

## Delta Sky Way Program II

Data Received Through: March 30, 2025 - Data Source: Contractor's LCP Tracker Report

Prime Contractor: Hensel Phelps

Subcontractor Name		Reported Community Sponsorships	 HIRE LAX Graduates	Total Impact Workers	Total Impact and Local Workers	Total Workers	Local Hire % (Headcount)
Skycon Inc		0	0	N/A	0	2	0.0%
SMG Stone Company Inc.		0	0	N/A	0	2	0.0%
Straight Up Surveying		0	0	N/A	0	2	0.0%
Black Falcon Transportation		0	0	N/A	0	1	0.0%
Burros Backhoe Service		0	0	N/A	0	1	0.0%
Conco Pumping		0	0	N/A	0	1	0.0%
David L Addison Inc DBA Addison Equipment Rental		0	0	N/A	0	1	0.0%
GQ Trucking Inc		0	0	N/A	0	1	0.0%
Harper's Backhoe Services, Inc. dba Harper Equipment Rental		0	0	N/A	0	1	0.0%
Merli Concrete Pumping		0	0	N/A	0	1	0.0%
Newman Equipment Rental		0	0	N/A	0	1	0.0%
Pro Installations Inc. DBA Prospectra Contract Flooring		0	0	N/A	0	1	0.0%
TDC Trucking Inc		0	0	N/A	0	1	0.0%
TJD Trucking Inc		0	0	N/A	0	1	0.0%
Vaca Skip Loader Grading Services LLC		0	0	N/A	0	1	0.0%
		<b>12</b>	<b>10</b>	<b>N/A</b>	<b>2,334</b>	<b>7,625</b>	<b>30.6%</b>

**LAX PLA Article III, Section 6 Contractor Hiring Obligations** - . . . to maximize the employment of qualified local persons residing within the area of the Project, with the goal that at least 30% of each contractor's employees hired under this Agreement shall be either residents of the cities immediately adjacent to LAX or of the City of Los Angeles ("local residents"). Contractors shall develop a hiring plan and maintain records of their compliance efforts.