


Roadways Utilities & Enabling (RUE)

Data Received Through: February 28, 2025 - Data Source: City's Summary of Hiring Monthly Report


Prime Contractor: Skanska

Subcontractor Name	Reported Community Sponsorships	 HIRE LAX Graduates	Total Impact Workers	Total Impact and Local Workers	Total Workers	Local Hire % (Headcount)
Lejend Corporation	0	0	0	1	1	100.0%
24 Hours Sweeping, Inc.	0	0	0	2	2	100.0%
Los Morales Trucking Inc	0	0	5	24	31	77.4%
ABC Liovin Drilling, Inc	0	0	0	3	4	75.0%
S R Bray LLC DBA Power Plus	0	0	1	3	4	75.0%
Anytime Dumping Inc. Anytime Trucking	0	0	5	16	22	72.7%
Corray Painting Co.	0	0	0	2	3	66.7%
Monzon & Sons	0	0	1	2	3	66.7%
California Signs Inc.	0	0	0	5	8	62.5%
Nor - Cal Pipeline Services	0	0	1	3	5	60.0%
Fryman Management Inc	1	1	17	83	154	53.9%
Miranda Logistics Enterprise Inc	0	0	6	61	117	52.1%
Global Transloading, LLC.	0	0	16	36	70	51.4%
Ground Penetrating Radar Systems LLC.	0	0	0	1	2	50.0%
Royal Electric	0	0	0	9	18	50.0%
GECTWO Inc	0	0	1	4	9	44.4%
C M B Structures Inc	0	0	0	2	5	40.0%
Dinamic Mod Construction Inc	0	0	0	2	5	40.0%
G G G Demolition Inc	0	0	0	2	5	40.0%
Service Connected II Inc DBA SC Building	0	0	0	2	5	40.0%
Legacy Reinforcing Steel LLC	0	0	0	3	8	37.5%
Bali Construction Inc	0	0	11	30	82	36.6%
Skanska USA Civil West California District	4	4	10	45	126	35.7%

Roadways Utilities & Enabling (RUE)

Data Received Through: February 28, 2025 - Data Source: City's Summary of Hiring Monthly Report


Prime Contractor: Skanska

Subcontractor Name	Reported Community Sponsorships	 HIRE LAX Graduates	Total Impact Workers	Total Impact and Local Workers	Total Workers	Local Hire % (Headcount)
Steve Bubalo Construction Co	0	0	3	13	38	34.2%
Matrix Environmental Inc	0	0	2	11	36	30.6%
Alameda Construction Services Inc.	0	0	6	30	104	28.8%
Brundage - Bone Conccredte Pumping Inc	0	0	0	2	7	28.6%
Koppl Pipeline Services	0	0	0	2	7	28.6%
Lucas Builders, Inc	0	0	3	29	105	27.6%
Marvella Steel Placers	0	0	0	3	11	27.3%
The Culver Group Inc	0	0	4	6	22	27.3%
Coral Construction Company	0	0	2	4	15	26.7%
WA Rasic Construction Company Inc.	0	0	0	4	15	26.7%
Pan Pacific Mechanical	0	0	1	7	27	25.9%
Select Electric Inc	0	0	9	22	86	25.6%
Sully-Miller Contracting Compnay	2	2	2	34	134	25.4%
Belcastro Commercial Builders	0	0	0	2	8	25.0%
Goss Construction	0	0	0	2	8	25.0%
Ted W Page Enterprises Inc DBA Concrete Cutting	0	0	0	2	8	25.0%
Forefront Deep Foundation Inc.	0	0	1	3	12	25.0%
Suttles Plumbing & Mechanical Corp	0	0	0	4	16	25.0%
Badger Daylighting Corp	0	0	0	8	33	24.2%
Blois Construction	0	0	0	14	61	23.0%
Rascom Group	0	0	0	2	9	22.2%
Zefiro Corporation	0	0	0	4	18	22.2%
Anbessaw Consulting Inc. DBA The Quality Firm	0	0	2	12	59	20.3%
MAC 5Construction LLC	0	0	0	1	5	20.0%

Roadways Utilities & Enabling (RUE)

Data Received Through: February 28, 2025 - Data Source: City's Summary of Hiring Monthly Report


Prime Contractor: Skanska

Subcontractor Name	Reported Community Sponsorships	 HIRE LAX Graduates	Total Impact Workers	Total Impact and Local Workers	Total Workers	Local Hire % (Headcount)
The J.V. Land Clearing Company, Inc.	0	0	1	3	15	20.0%
Sterndahl Enterprises, Inc	0	0	1	9	45	20.0%
Cooper Engineering Inc.	0	0	0	3	16	18.8%
Marina Landscape Inc.	0	0	0	15	81	18.5%
Lonestar West Servives LLC	0	0	0	1	6	16.7%
R Dugan Construction Inc	0	0	1	4	28	14.3%
P G Cutting Services	0	0	0	2	15	13.3%
Cindy Trump, Inc Lindys Cold Planing	0	0	0	3	27	11.1%
R V Concrete Inc	0	0	0	6	57	10.5%
G & F Concrete Cutting, Inc.	0	0	0	1	10	10.0%
Smithson Electric Inc.	0	0	0	1	10	10.0%
Traffic Loops Crackfilling Inc	0	0	0	1	10	10.0%
Az Construction, Inc. DBA ACE Fence Company	0	0	0	1	15	6.7%
Coast Surveying Inc	0	0	0	1	15	6.7%
Anytime Sweeping Services Inc	0	0	0	0	1	0.0%
Fastrack Rentals	0	0	0	0	1	0.0%
Trahan Enterprises Inc	0	0	0	0	1	0.0%
Accessible Consulting Engineers Inc	0	0	0	0	2	0.0%
ConnorP81 Inc	0	0	0	0	2	0.0%
L A C Motor Enterprises Inc.	0	0	0	0	2	0.0%
Harpers Backhoe Service, Inc.	0	0	0	0	3	0.0%
Integrity Rebar Placers	0	0	0	0	3	0.0%
Specialty Paving Inc DBA A C Dike Co.	0	0	0	0	3	0.0%
Superior Arc Welding Inc.	0	0	0	0	3	0.0%

Roadways Utilities & Enabling (RUE)

Data Received Through: February 28, 2025 - Data Source: City's Summary of Hiring Monthly Report

Prime Contractor: Skanska

Subcontractor Name	Reported Community Sponsorships	 HIRE LAX Graduates	Total Impact Workers	Total Impact and Local Workers	Total Workers	Local Hire % (Headcount)
The Crane Guys	0	0	0	0	3	0.0%
The Hild Corporation DBA Industrial High	0	0	0	0	3	0.0%
Bragg Investment Company Inc	0	0	0	0	4	0.0%
G & G Door Products Inc	0	0	0	0	4	0.0%
Kana Subsurface Engineering	0	0	0	0	4	0.0%
Tom Grbava & Sons, Inc.	0	0	0	0	4	0.0%
Envionmental Construction Group	0	0	0	0	5	0.0%
R E Mason Engineering DBA R E Mason Paving	0	0	0	0	5	0.0%
Sandoval Sweeping Inc.	0	0	0	0	5	0.0%
Barney's Hole Digging Service, Inc	0	0	0	0	6	0.0%
Brymax Construction Services Inc.	0	0	0	0	6	0.0%
Dean's Certified Welding, Inc	0	0	0	0	6	0.0%
Ultra Welding, Inc	0	0	0	0	6	0.0%
Nold's Equipment Inc.	0	0	0	0	10	0.0%
T&D Services, Inc. DBA T&D Trenchless	0	0	0	0	10	0.0%
Torrent Resources	0	0	0	0	10	0.0%
Maxim Crane Works	0	0	0	0	13	0.0%
	7	7	112	613	2,008	30.5%

LAX PLA Article III, Section 6 Contractor Hiring Obligations - . . . to maximize the employment of qualified local persons residing within the area of the Project, with the goal that at least 30% of each contractor's employees hired under this Agreement shall be either residents of the cities immediately adjacent to LAX or of the City of Los Angeles ("local residents"). Contractors shall develop a hiring plan and maintain records of their compliance efforts.