


LAMP Automated People Mover Project

Data Received Through: October 31, 2024 - Data Source: Contractor's LCP Tracker Report


Prime Contractor: LINXS

Subcontractor Name	Reported Community Sponsorships	 HIRE LAX Graduates	Total Impact Workers	Total Impact and Local Workers	Total Workers	Local Hire % (Headcount)
Caliche Trucking	0	0	1	1	1	100.0%
Gaul & Gaul dba Craftsman Concrete Cutting	0	0	0	1	1	100.0%
Hammer Down Transportation Inc	0	0	0	1	1	100.0%
JG Guerrero's Trucking	0	0	0	1	1	100.0%
Ottos Transportation	0	0	1	1	1	100.0%
Reliable Trucking	0	0	1	1	1	100.0%
Richards Transportation LLC	0	0	1	1	1	100.0%
Rodz Transit	0	0	0	1	1	100.0%
Roy's Transportation	0	0	0	1	1	100.0%
WBM Trucking	0	0	1	1	1	100.0%
West Side Boy'z Inc.	0	0	0	1	1	100.0%
Z&Z Trucking	0	0	0	1	1	100.0%
Final Cleaning Solutions	0	0	0	2	2	100.0%
Floyd's Trucking LLC	0	0	2	2	2	100.0%
Horton Automatics dba Overhead Door Corp.	0	0	0	2	2	100.0%
Global Transloading LLC	0	0	1	4	5	80.0%
West Coast Firestopping Inc	0	0	1	4	5	80.0%
Kehoe Engineering & Testing, Inc.	0	0	1	3	4	75.0%
Murray Company	NEW	0	0	3	4	75.0%
24 Hour Sweeping, Inc.	0	0	1	6	8	75.0%
Diversified Janitorial DBA Coast 2 Coast Preservations	0	0	1	6	8	75.0%
Pacific Drilling Company	0	0	2	9	13	69.2%
Anytime Dumping Inc.	0	0	11	30	44	68.2%

LAMP Automated People Mover Project

Data Received Through: October 31, 2024 - Data Source: Contractor's LCP Tracker Report


Prime Contractor: LINXS

Subcontractor Name	Reported Community Sponsorships	 HIRE LAX Graduates	Total Impact Workers	Total Impact and Local Workers	Total Workers	Local Hire % (Headcount)
ASSA ABLOY Entrance Systems	0	0	0	2	3	66.7%
MS Construction	0	0	0	2	3	66.7%
Hamilton Blake LLC	0	0	0	6	9	66.7%
CA Sign	0	0	0	11	17	64.7%
W Contracting Corporation	0	0	7	24	38	63.2%
Unique Scaffold (a dba of Emie & Sons Scagolding)	0	0	0	5	8	62.5%
Zolnay Insulation Inc - Sub to Pan-Pacific	0	0	0	3	5	60.0%
Fryman Management Inc	1	0	28	129	222	58.1%
Viking Insulation	0	0	0	9	17	52.9%
WCW Inc	0	0	1	1	2	50.0%
Group Delta	0	0	0	2	4	50.0%
Apollo Electric	0	0	1	3	6	50.0%
GECTWO Inc.	0	0	1	5	10	50.0%
ABC Liovin Drilling Inc	0	0	1	8	16	50.0%
Harwood Construction Inc	0	0	1	10	20	50.0%
Hubcity Trucking	0	0	1	14	28	50.0%
California Earth Transport Inc.	0	0	21	66	134	49.3%
Building Electronic Controls	0	0	3	11	24	45.8%
Matrix Environmental	0	0	5	85	190	44.7%
Dirty Deedz Dumping (dba of T & D Jetter LLC)	0	0	1	3	7	42.9%
Triumph Painting	0	0	0	9	21	42.9%
LINXS Constructors	10	10	114	469	1130	41.5%
Premier Tile & Marble	0	0	2	9	22	40.9%
Birdi Constructors Inc	0	0	3	11	27	40.7%

LAMP Automated People Mover Project

Data Received Through: October 31, 2024 - Data Source: Contractor's LCP Tracker Report


Prime Contractor: LINXS

Subcontractor Name	Reported Community Sponsorships	 HIRE LAX Graduates	Total Impact Workers	Total Impact and Local Workers	Total Workers	Local Hire % (Headcount)
Comet Electric	1	0	3	66	162	40.7%
Corrpro Companies	0	0	0	2	5	40.0%
Penhall Company	0	0	1	19	48	39.6%
Champion Crane Rental Inc.	0	0	0	3	8	37.5%
RJ & J Construction Inc	0	0	6	16	43	37.2%
ADF International, Inc. DBA as ADF Steel, Inc.	0	0	15	100	270	37.0%
N/S Corporation	0	0	1	4	11	36.4%
Crown Fence Company	0	0	0	14	39	35.9%
Allied Steel Co. Inc,	0	0	8	21	59	35.6%
JT Winsatt Contracting Company	0	0	13	96	271	35.4%
Techno Coatings Inc	0	0	4	24	68	35.3%
Cosco Fire Protection	1	1	3	35	100	35.0%
Diversified Production Services, Inc.	0	0	4	19	55	34.5%
Metcoe Skylight Specialties	0	0	0	10	29	34.5%
Woods Commercial Door Inc	0	0	0	1	3	33.3%
Hixson Backhoe Service Inc	0	0	0	2	6	33.3%
Pugliese Interior Systems Inc	0	0	1	2	6	33.3%
South Bay Iron Inc	0	0	1	3	9	33.3%
Travertine Inc	0	0	0	3	9	33.3%
Pacific Labor Group	0	0	1	4	12	33.3%
Progressive Surface Solution, LLC	0	0	1	4	12	33.3%
Badger Daylighting	0	0	0	5	15	33.3%
DSM Construction	0	0	4	8	24	33.3%
ISEC Inc	0	0	5	20	61	32.8%

LAMP Automated People Mover Project

Data Received Through: October 31, 2024 - Data Source: Contractor's LCP Tracker Report


Prime Contractor: LINXS

Subcontractor Name	Reported Community Sponsorships	 HIRE LAX Graduates	Total Impact Workers	Total Impact and Local Workers	Total Workers	Local Hire % (Headcount)
Anning-Johnson Company	2	2	9	20	62	32.3%
Granstrom Masonry Inc.	0	0	0	16	50	32.0%
Bagatelos Architectural Glass Systems	0	0	3	15	47	31.9%
Drill Tech Drilling & Shoring	0	0	1	7	22	31.8%
Bali Construction	2	2	9	26	83	31.3%
Preferred Ceilings Inc.	0	0	0	5	16	31.3%
BrandSafway Services LLC	0	0	20	61	197	31.0%
Rosendin Electric	1	1	36	176	569	30.9%
Mike Payne & Associates	0	0	1	4	13	30.8%
The Culver Group	0	0	6	8	26	30.8%
Commerce Coating Services	0	0	2	23	75	30.7%
Miller Equipment Rental	0	0	4	9	30	30.0%
Pan-Pacific Mechanical	0	0	11	73	244	29.9%
Best Contracting Services	0	0	3	40	134	29.9%
Legacy Foundations	0	0	9	25	84	29.8%
The JV Land Clearing Company Inc	0	0	0	5	17	29.4%
Merli Concrete Pumping	0	0	0	7	24	29.2%
Sancon Technologies	0	0	0	2	7	28.6%
SC Coatings Corp.	0	0	1	4	14	28.6%
Legacy Reinforcing Steel	0	0	2	15	53	28.3%
Concrete Coring Company	0	0	2	11	39	28.2%
CMF Inc.	0	0	7	33	117	28.2%
Imperial Specialty Contracting Inc.	0	0	0	9	32	28.1%
CMC Rebar West	0	0	15	88	317	27.8%

LAMP Automated People Mover Project

Data Received Through: October 31, 2024 - Data Source: Contractor's LCP Tracker Report


Prime Contractor: LINXS

Subcontractor Name	Reported Community Sponsorships	 HIRE LAX Graduates	Total Impact Workers	Total Impact and Local Workers	Total Workers	Local Hire % (Headcount)
Southwest Steel of California	0	0	5	16	58	27.6%
Frank S. Smith Masonry Inc.	0	0	3	21	77	27.3%
Standard Drywall Inc.	0	0	22	72	267	27.0%
Century Sweeping	0	0	1	4	15	26.7%
Pacific Steel Group	0	0	3	29	109	26.6%
Norcal Pipeline Services	1	1	4	24	91	26.4%
All American Asphalt	0	0	12	38	149	25.5%
Halco Testing Services	0	0	1	1	4	25.0%
Industrial High Voltage	0	0	0	1	4	25.0%
Crosstown Electric & Data Inc.	0	0	0	2	8	25.0%
Rebar Engineering	0	0	0	2	8	25.0%
Veterans Engineering Services Inc.	0	0	0	3	12	25.0%
Belcastro Construction Management	0	0	2	4	16	25.0%
Onyx Building Group	0	0	4	18	72	25.0%
Lucas Builders	0	0	3	15	61	24.6%
Nevell Group Inc	0	0	3	38	157	24.2%
Largo Concrete	0	0	0	4	17	23.5%
Masonry Concepts	0	0	1	7	31	22.6%
M S Rouse Company	0	0	0	2	9	22.2%
Coast Building Products	0	0	0	5	23	21.7%
Regional Steel Corporation	0	0	0	3	14	21.4%
Rolling Plains Construction	0	0	2	4	19	21.1%
Sterndahl Enterprises, Inc	0	0	3	15	72	20.8%
Griffith Company	0	0	2	28	135	20.7%

LAMP Automated People Mover Project

Data Received Through: October 31, 2024 - Data Source: Contractor's LCP Tracker Report


Prime Contractor: LINXS

Subcontractor Name	Reported Community Sponsorships	 HIRE LAX Graduates	Total Impact Workers	Total Impact and Local Workers	Total Workers	Local Hire % (Headcount)
Rutherford Co. Inc	0	0	0	1	5	20.0%
Smithson Electric	0	0	0	1	5	20.0%
Koppl Pipeline Services	0	0	0	2	10	20.0%
Maxwell's Backhoe Inc DBA MBI Excavation (Sub to Pan-Pa	0	0	0	2	10	20.0%
Toro Enterprises	0	0	0	4	20	20.0%
Force Demolition	0	0	0	6	30	20.0%
Marne Construction Inc	0	0	5	23	135	17.0%
Crane Rental Service Inc	0	0	0	1	6	16.7%
Site Solution Services, Inc.	0	0	0	1	6	16.7%
T & H Interior Services Inc	0	0	0	1	6	16.7%
2R Drilling	0	0	0	2	12	16.7%
Penn Air Control	0	0	0	2	12	16.7%
Troyer Contracting Company	0	0	0	4	24	16.7%
Tahlequah Rebar Info	0	0	2	7	42	16.7%
Dywidag Systems International	0	0	0	11	68	16.2%
Winegardner Masonry Inc	0	0	0	9	56	16.1%
Malcolm Drilling	0	0	1	3	19	15.8%
RMA Group	0	0	0	2	13	15.4%
Sequoia Consultants, Inc.	0	0	1	13	85	15.3%
Elljay Acoustics Inc	0	0	4	8	53	15.1%
Pre-Fab Builders Inc.	0	0	3	8	53	15.1%
Integrity Rebar Placers	0	0	1	13	89	14.6%
Bill Carr Surveys, Inc.	0	0	1	2	14	14.3%
JLS Concrete Pumping (dba of Brundage Bone Concrete)	0	0	0	7	55	12.7%

LAMP Automated People Mover Project

Data Received Through: October 31, 2024 - Data Source: Contractor's LCP Tracker Report


Prime Contractor: LINXS

Subcontractor Name	Reported Community Sponsorships	 HIRE LAX Graduates	Total Impact Workers	Total Impact and Local Workers	Total Workers	Local Hire % (Headcount)
BHC Crane LLC	0	0	0	1	8	12.5%
South Coast Sweeping	0	0	0	1	8	12.5%
M. B. Herzog Electric	0	0	0	2	16	12.5%
Siemens Industry Inc.	0	0	0	1	9	11.1%
Genesis One Group	0	0	1	2	18	11.1%
Vertical Access, Inc	0	0	1	6	57	10.5%
Connor Concrete Cutting & Coring	0	0	1	1	10	10.0%
Red Hawk Services	0	0	1	2	20	10.0%
Schindler Elevator Corporation	0	0	3	7	75	9.3%
G & F Concrete Cutting	0	0	1	2	22	9.1%
Maxim Crane LP	0	0	0	11	128	8.6%
Alert Insulation Company Inc.	0	0	0	1	12	8.3%
Conco Pumping a dba of Gonsalves & Santucci	0	0	1	1	12	8.3%
Shaw & Sons Inc.	0	0	0	7	101	6.9%
C Below Inc	1	1	1	1	16	6.3%
Lightning Protection Systems dba VFC Lightning Protection	0	0	0	1	20	5.0%
NMN Construction	0	0	0	1	22	4.5%
Bragg Crane Service	0	0	0	2	51	3.9%
Chavan Trucking	0	0	0	1	26	3.8%
Reliable Construction Services LLC	0	0	0	1	29	3.4%
Mr Crane	0	0	0	2	102	2.0%
Arriaga Transport	0	0	0	0	1	0.0%
ARS Construction Services, Inc. dba Concrete Cutters Inter	0	0	0	0	1	0.0%
B & D Construction Co.	0	0	0	0	1	0.0%

LAMP Automated People Mover Project

Data Received Through: October 31, 2024 - Data Source: Contractor's LCP Tracker Report


Prime Contractor: LINXS

Subcontractor Name	Reported Community Sponsorships	 HIRE LAX Graduates	Total Impact Workers	Total Impact and Local Workers	Total Workers	Local Hire % (Headcount)
Cal Transport Inc.	0	0	0	0	1	0.0%
California Testing & Inspections Inc.	0	0	0	0	1	0.0%
Canyon City Trucking	0	0	0	0	1	0.0%
JT Excavating	0	0	0	0	1	0.0%
L.A. Rebar Welding	0	0	0	0	1	0.0%
Liban The Dream Inc.	0	0	0	0	1	0.0%
Power One LLC	0	0	0	0	1	0.0%
Professional Utility Locating Services	0	0	0	0	1	0.0%
R.J. Lalonde Inc	0	0	0	0	1	0.0%
Terry Rhodes Backhoe Service Inc.	0	0	0	0	1	0.0%
Win-Door Corporation	NEW	0	0	0	1	0.0%
A-Gas US Inc., dba Rapid Recovery	0	0	0	0	2	0.0%
Bielski Specialty Services	0	0	0	0	2	0.0%
Cramer Painting Inc	0	0	0	0	2	0.0%
Ground Penetrating Radar Systems LLC	0	0	0	0	2	0.0%
Horizon Underground	0	0	0	0	2	0.0%
Karcher Environmental	0	0	0	0	2	0.0%
KM3N-B DBA Terra Petra	0	0	0	0	2	0.0%
Rascom Group	NEW	0	0	0	2	0.0%
Resa Power LLC	0	0	0	0	2	0.0%
ACE Concrete Cutting, Inc.	0	0	0	0	3	0.0%
CMZ Excavation, Inc.	0	0	0	0	3	0.0%
Culwell Abrasive Inc.	0	0	0	0	3	0.0%
D. C. Drilling Inc.	0	0	0	0	3	0.0%

LAMP Automated People Mover Project

Data Received Through: October 31, 2024 - Data Source: Contractor's LCP Tracker Report


Prime Contractor: LINXS

Subcontractor Name	Reported Community Sponsorships	 HIRE LAX Graduates	Total Impact Workers	Total Impact and Local Workers	Total Workers	Local Hire % (Headcount)
Fastrack Rentals	0	0	0	0	3	0.0%
Antoine Electric Inc	0	0	0	0	4	0.0%
Automated Gate Services Inc.	0	0	0	0	4	0.0%
Cooper Engineering	0	0	0	0	4	0.0%
Del Secco Diamond Core & Saw Inc.	0	0	0	0	4	0.0%
Guildworks CA LLC	0	0	0	0	4	0.0%
Hydrosprout Inc	0	0	0	0	4	0.0%
Matt Chlor Inc	0	0	0	0	4	0.0%
Sunstate Installations	0	0	0	0	4	0.0%
The LKR Group	0	0	0	0	4	0.0%
Master Coast, Inc.	0	0	0	0	5	0.0%
Barneys Hole Digging	0	0	0	0	7	0.0%
Cascade Drilling LP	0	0	0	0	7	0.0%
Hipp Wrap Containment	0	0	0	0	7	0.0%
Woodbridge Glass	0	0	0	0	7	0.0%
Commercial Scaffolding of CA Inc	0	0	0	0	10	0.0%
Traffic Loops Crackfilling Inc.	0	0	0	0	10	0.0%
Dean's Certifies Welding Inc.	0	0	0	0	11	0.0%
Tres Amigos Trucking	0	0	0	0	11	0.0%
Bragg Heavy Transport	0	0	0	0	12	0.0%
Hydraulic Cranes LLC	0	0	0	0	12	0.0%
ADF Structural Steel	0	0	0	0	13	0.0%
H.D. Construction Equipment Inc. (HDCE)	0	0	0	0	15	0.0%
David L. Addison dba Addison Equipment Rental	0	0	0	0	16	0.0%

LAMP Automated People Mover Project

Data Received Through: October 31, 2024 - Data Source: Contractor's LCP Tracker Report

Prime Contractor: LINXS

Subcontractor Name	Reported Community Sponsorships	 HIRE LAX Graduates	Total Impact Workers	Total Impact and Local Workers	Total Workers	Local Hire % (Headcount)
Torrent Resources (CA) Inc	0	0	0	0	20	0.0%
Baryeh Construction	0	0	0	0	21	0.0%
	20	18	526	2,686	8,954	30.0%

LAX PLA Article III, Section 6 Contractor Hiring Obligations - . . . to maximize the employment of qualified local persons residing within the area of the Project, with the goal that at least 30% of each contractor's employees hired under this Agreement shall be either residents of the cities immediately adjacent to LAX or of the City of Los Angeles ("local residents"). Contractors shall develop a hiring plan and maintain records of their compliance efforts.