


## MSC South


Data Received Through: June 30, 2024 - Data Source: Contractor's LCP Tracker Report

Prime Contractor: W.E O'Neil

Subcontractor Name		Reported Community Sponsorships	 HireLAX Graduates	Total Impact Hours	Total Impact and Local Hours	Total Hours	Local Hire % (Hours)
Wolverine Fire Protection		0	0	631	1388	1448	95.9%
Crown Fence Co.		0	0	0	3534	4041	87.5%
Riselo Engineering Solutions Inc	NEW	0	0	0	280	482	58.1%
California Earth Transport Inc.		0	0	519	2684	4674	57.4%
Largo Concrete Inc		0	0	2492	7419	13255	56.0%
T&M Construction		0	0	0	34	63	54.0%
Allied Steel Co, Inc.	NEW	0	0	272	1803	3634	49.6%
Zefiro Corporation		0	0	0	193	401	48.1%
3531 Dispatch		0	0	32	40	87	46.0%
Hasson Inc		0	0	0	195	465	41.9%
Bill Carr Surveys, Inc.		0	0	170	170	406	41.9%
Rosendine Electric, Inc.		0	0	3346	8978	22331	40.2%
XCEL Mechanical Systems Inc		1	1	96	2887	7555	38.2%
Concrete Coring Company		0	0	0	77	207	37.2%
Anning Johnson Company		0	0	386	2401	7130	33.7%
Building Electronic Controls		0	0	0	14	42	33.3%
Architectural Glass & Aluminum Co		0	0	0	2155	6707	32.1%
Marvella Steel Placers		0	0	0	136	426	31.9%
Murray Company		0	0	2849	8365	27843	30.0%
SME Steel Contractors		1	1	1669	4862	16337	29.8%
Shoring Engineering		0	0	0	1265	4498	28.1%
Griffith Company		1	1	922	9710	35803	27.1%
Nevell Group		0	0	499	3559	13280	26.8%
R J & J Construction Inc.		0	0	8	257	977	26.3%


# MSC South

Data Received Through: June 30, 2024 - Data Source: Contractor's LCP Tracker Report  
 Prime Contractor: W.E O'Neil

Subcontractor Name	Reported Community Sponsorships	 HireLAX Graduates	Total Impact Hours	Total Impact and Local Hours	Total Hours	Local Hire % (Hours)
24 Hour Sweeping Inc.	0	0	0	208	879	23.7%
Norcal Pipeline Services	0	0	9	46	222	20.7%
Force Demolition Inc.	0	0	0	605	3071	19.7%
Pfeiler Associates Engineers, Inc.	0	0	0	323	1668	19.4%
Nold's Equipment, Inc.	0	0	522	955	4959	19.3%
Merli Concrete Pumping	0	0	0	37	289	12.8%
Anbessaw Consulting, Inc.	0	0	0	45	423	10.6%
Performance Contracting Inc.	NEW	0	0	20	230	8.7%
Cal Com Insulation, Inc.	0	0	0	136	1706	8.0%
SiteScan Subsurface Imaging, Inc.	0	0	0	21	270	7.8%
Transpacific Steel LLC	0	0	38	266	3597	7.4%
Commercial Scaffolding of CA, Inc	0	0	0	26	420	6.2%
CR Insulation Inc.	NEW	0	0	24	388	6.2%
WGJ Enterprises, Inc. DBA PCI	0	0	0	25	423	5.9%
California Grinding Specialties DBA Austin Enterprise	NEW	0	0	11	315	3.5%
R. Dugan Construction Inc	0	0	33	45	1410	3.2%
Koppl Pipeline Services Inc.	0	0	0	0	6	0.0%
Air Balance Co. Inc	0	0	0	0	22	0.0%
Connor Concrete Cutting & Coring	0	0	0	0	41	0.0%
PG Cutting Services	0	0	0	0	45	0.0%
Gonsalves & Santucci Inc. DBA Conco Pumping	NEW	0	0	0	47	0.0%
Pavement Recycling Systems, Inc	0	0	0	0	57	0.0%
Newman Backhoe Service, Inc.	0	0	0	0	84	0.0%
Weiss Sheet Metal Co	0	0	0	0	130	0.0%
Orange County Erectors	0	0	0	0	144	0.0%

# MSC South

Data Received Through: June 30, 2024 - Data Source: Contractor's LCP Tracker Report  
 Prime Contractor: W.E O'Neil

Subcontractor Name	Reported Community Sponsorships	 HireLAX Graduates	Total Impact Hours	Total Impact and Local Hours	Total Hours	Local Hire % (Hours)
Newman Equipment Rental, Inc.	0	0	0	0	160	0.0%
Vance Corp.	0	0	0	0	261	0.0%
Next Century Rebar	0	0	0	0	399	0.0%
Mr. Crane Inc.	0	0	0	0	490	0.0%
NMN Construction	0	0	0	0	643	0.0%
ECCO Equipment Company, LLC.	0	0	0	0	740	0.0%
Fastrack Rentals Inc.	0	0	0	0	960	0.0%
Higgins Construction	0	0	0	0	1364	0.0%
Miller Equipment Co., Inc	0	0	0	0	1528	0.0%
	<b>3</b>	<b>3</b>	<b>14,493</b>	<b>65,199</b>	<b>199,483</b>	<b>32.7%</b>

LAX PLA Agreement 2020 - "...to maximize the employment of qualified Impact Area Residents and Local Residents, with the goal that at least 30% of the total hours worked by coerced employees on each Project shall be performed by Impact Area Residents or Local Residents. The qualifying zip codes for Impact Area Residents and Local Residents are listed in Adendum No. 8 - Craft Employee Request Form."