


Delta Sky Way Program II

Data Received Through: October 31, 2023 - Data Source: Contractor's LCP Tracker Report


Prime Contractor: Hensel Phelps

Subcontractor Name	Reported Community Sponsorships	 HIRE LAX Graduates	Total Impact Workers	Total Impact and Local Workers	Total Workers	Local Hire % (Headcount)
JLM Installations, Inc	0	0	N/A	1	1	100.0%
Bielski Specialties Services, Inc.	0	0	N/A	2	2	100.0%
XL Fire Protection	0	0	N/A	2	2	100.0%
Streamline Integration	0	0	N/A	9	12	75.0%
El Prado Cleaning Service	0	0	N/A	41	56	73.2%
Lejend Corporation	0	0	N/A	2	3	66.7%
T&M Construction	0	0	N/A	4	6	66.7%
Valley Dispatch Inc.	0	0	N/A	8	12	66.7%
BT Trucking, Inc	0	0	N/A	12	18	66.7%
24 Hours Sweeping Inc	0	0	N/A	7	11	63.6%
Assa Abloy Entrance Systems US Inc	0	0	N/A	7	11	63.6%
EER, Inc.	0	0	N/A	7	11	63.6%
Final Cleaning Solutions	0	0	N/A	26	41	63.4%
Fryman Management Inc	0	0	N/A	5	8	62.5%
Riselo Engineering Solutions, Inc.	0	0	N/A	11	18	61.1%
Monzon & Son Enterprises	0	0	N/A	46	83	55.4%
Direct AV	0	0	N/A	16	29	55.2%
Wagner Engineering & Survey Inc.	0	0	N/A	11	20	55.0%
Crown Fence	0	0	N/A	11	21	52.4%
Bill Glore Inc	0	0	N/A	1	2	50.0%
Imperial Specialty Contracting, Inc	0	0	N/A	1	2	50.0%
Lawrence W Rosine Co.	0	0	N/A	1	2	50.0%
Sign Industries Incorporated	0	0	N/A	1	2	50.0%

Delta Sky Way Program II

Data Received Through: October 31, 2023 - Data Source: Contractor's LCP Tracker Report


Prime Contractor: Hensel Phelps

Subcontractor Name	Reported Community Sponsorships	 HIRE LAX Graduates	Total Impact Workers	Total Impact and Local Workers	Total Workers	Local Hire % (Headcount)
Won-Door Corporation	0	0	N/A	1	2	50.0%
3531 Trucking Inc	0	0	N/A	2	4	50.0%
Evan Corporation dba Evan Fall Protection	0	0	N/A	2	4	50.0%
Giroux Glass, Inc.	0	0	N/A	2	4	50.0%
Bapko Metal, Inc	0	0	N/A	8	16	50.0%
BEI Construction, Inc.	0	0	N/A	17	36	47.2%
Safe Scaffolding	0	0	N/A	7	15	46.7%
Cosco Fire Protection, Inc.	0	0	N/A	26	60	43.3%
Masonry Concepts, Inc	0	0	N/A	21	49	42.9%
Standard Drywall, Inc	0	0	N/A	43	103	41.7%
Bird Constructors, Inc	0	0	N/A	5	12	41.7%
Limbach Company LP	0	0	N/A	5	12	41.7%
CSI Electrical Contractors, Inc.	0	0	N/A	7	17	41.2%
Bill Carr Surveys, Inc.	0	0	N/A	4	10	40.0%
Hensel Phelps Construction Co	10	8	N/A	93	234	39.7%
San-Mar Construction Co Inc	0	0	N/A	36	92	39.1%
GecTwo Inc	0	0	N/A	63	163	38.7%
Woodbridge Glass Incorporated	0	0	N/A	10	26	38.5%
Condon Jonson & Associates, Inc	0	0	N/A	25	66	37.9%
Environmental Construction Group	0	0	N/A	56	148	37.8%
Griffith Company	0	0	N/A	66	176	37.5%
Morrow Meadows Corporation	0	0	N/A	154	435	35.4%
Building Electronic Controls	0	0	N/A	6	17	35.3%
Matrix Environmental, Inc.	0	0	N/A	53	151	35.1%

Delta Sky Way Program II

Data Received Through: October 31, 2023 - Data Source: Contractor's LCP Tracker Report


Prime Contractor: Hensel Phelps

Subcontractor Name	Reported Community Sponsorships	 HIRE LAX Graduates	Total Impact Workers	Total Impact and Local Workers	Total Workers	Local Hire % (Headcount)
Az-Tec Erectors	0	0	N/A	1	3	33.3%
Bonas Company	0	0	N/A	1	3	33.3%
Contract Décor, Inc.	0	0	N/A	1	3	33.3%
NRW Trucking Inc	0	0	N/A	1	3	33.3%
L2 Specialties, Inc	0	0	N/A	2	6	33.3%
CR Insulation	0	0	N/A	9	27	33.3%
Shotcrete Structures, Inc	0	0	N/A	9	27	33.3%
GGG Demolition, Inc.	0	0	N/A	33	99	33.3%
Anning Johnson Company	0	0	N/A	19	59	32.2%
Pan-Pacific Mechanical, LLC	0	0	N/A	45	140	32.1%
Nevell Group Inc	0	0	N/A	72	227	31.7%
Malcolm Drilling Company	0	0	N/A	13	41	31.7%
BrandSafway Services	0	0	N/A	36	115	31.3%
SME Steel	0	0	N/A	42	137	30.7%
Infinity Drywall Contracting, Inc.	0	0	N/A	15	49	30.6%
Morrow Meadows Corporation (2)	0	0	N/A	97	317	30.6%
Quality Production Services	0	0	N/A	36	119	30.3%
Best Contracting Services Inc	0	0	N/A	43	146	29.5%
Brymax Construction Services	0	0	N/A	35	122	28.7%
Concrete Coring Company	0	0	N/A	12	42	28.6%
Southwest Steel of California, Inc.	0	0	N/A	46	161	28.6%
ISEC, Inc.	0	0	N/A	40	141	28.4%
Rosendin Electric	0	0	N/A	15	53	28.3%
Johnson & Turner Painting Co., Inc	0	0	N/A	14	50	28.0%

Delta Sky Way Program II

Data Received Through: October 31, 2023 - Data Source: Contractor's LCP Tracker Report


Prime Contractor: Hensel Phelps

Subcontractor Name	Reported Community Sponsorships	 HIRE LAX Graduates	Total Impact Workers	Total Impact and Local Workers	Total Workers	Local Hire % (Headcount)
Gerdau Reinforcing Steel / CMC Rebar West	0	0	N/A	40	143	28.0%
Performance Contracting Inc.	0	0	N/A	99	356	27.8%
Premier Tile & Marble	0	0	N/A	20	72	27.8%
Washington Iron Works	1	1	N/A	23	83	27.7%
Vertical Access, Inc	0	0	N/A	16	58	27.6%
Murray Company	0	0	N/A	86	328	26.2%
Xcel Mechanical System Inc.	0	0	N/A	13	51	25.5%
ARB, Inc.	0	0	N/A	21	83	25.3%
Granite Construction Company	0	0	N/A	51	203	25.1%
Karcher Firestopping, Inc	0	0	N/A	1	4	25.0%
McKeon Door West Inc	0	0	N/A	1	4	25.0%
Zolnay Insulation Inc	0	0	N/A	1	4	25.0%
Hill Crane Service, Inc	0	0	N/A	2	8	25.0%
Site Solution Services, Inc.	0	0	N/A	2	8	25.0%
Smoke Guard California, Inc	0	0	N/A	2	8	25.0%
The LKR Group, Inc	0	0	N/A	2	8	25.0%
Rouch Rebar, Inc.	0	0	N/A	3	12	25.0%
Signature Flooring, Inc	0	0	N/A	4	16	25.0%
Shoring Engineers	0	0	N/A	13	52	25.0%
Borbon, Inc	0	0	N/A	5	21	23.8%
Gonsalves & Santucci Inc DBA Conco Pumping	0	0	N/A	6	26	23.1%
ABT Transport & Equipment, Inc	0	0	N/A	8	35	22.9%
DSM Construction, Inc.	0	0	N/A	5	22	22.7%
So-Cal Insulation	0	0	N/A	2	9	22.2%

Delta Sky Way Program II

Data Received Through: October 31, 2023 - Data Source: Contractor's LCP Tracker Report


Prime Contractor: Hensel Phelps

Subcontractor Name	Reported Community Sponsorships	 HIRE LAX Graduates	Total Impact Workers	Total Impact and Local Workers	Total Workers	Local Hire % (Headcount)
Power One, LLC	0	0	N/A	8	36	22.2%
Commercial Scaffolding Of CA	0	0	N/A	7	32	21.9%
West Coast Firestopping, Inc	0	0	N/A	13	61	21.3%
Otis Elevator Company	0	0	N/A	15	71	21.1%
Coast Building Products	0	0	N/A	5	24	20.8%
Koppl Pipeline Services, Inc.	0	0	N/A	1	5	20.0%
Goss Construction	0	0	N/A	2	10	20.0%
Corradini Corp	0	0	N/A	13	65	20.0%
Genesis Floor Covering, Incf.	0	0	N/A	4	21	19.0%
Drill Tech Drilling	0	0	N/A	8	43	18.6%
Southern California Grading, Inc.	0	0	N/A	7	38	18.4%
Karcher Insulation Systems, Inc (Sub to Pan-Pacific Mechanic	0	0	N/A	3	17	17.6%
Badger Daylighting Corp	0	0	N/A	11	64	17.2%
Comet Electric	0	0	N/A	1	6	16.7%
Mike Payne and Associates, Inc	0	0	N/A	1	6	16.7%
R.J. Lalonde Inc	0	0	N/A	1	6	16.7%
Architectural Design & Signs, Inc.	0	0	N/A	2	12	16.7%
Centerline Concrete Cutting	0	0	N/A	2	12	16.7%
Brundage Bone DBA JLS Pumping	0	0	N/A	8	48	16.7%
NorCal Pipeline Services, Inc.	0	0	N/A	3	19	15.8%
Smith-Emery Company	0	0	N/A	5	32	15.6%
PGC Construction Inc	0	0	N/A	2	13	15.4%
Konstruktors Inc.	0	0	N/A	1	7	14.3%
PG Cutting Services	0	0	N/A	1	7	14.3%

Delta Sky Way Program II

Data Received Through: October 31, 2023 - Data Source: Contractor's LCP Tracker Report


Prime Contractor: Hensel Phelps

Subcontractor Name	Reported Community Sponsorships	 HIRE LAX Graduates	Total Impact Workers	Total Impact and Local Workers	Total Workers	Local Hire % (Headcount)
Kamran Metalworks, Inc.	0	0	N/A	2	14	14.3%
EthosEnergy Field Services, LLC	0	0	N/A	7	51	13.7%
Air Balance Co, Inc.	0	0	N/A	2	15	13.3%
Connor Concrete Cutting and Coring	0	0	N/A	4	34	11.8%
Mr. Crane Inc	0	0	N/A	11	103	10.7%
Service West	0	0	N/A	1	10	10.0%
Herrick Corporation	1	1	N/A	4	41	9.8%
Marina Landscape, Inc	0	0	N/A	1	14	7.1%
Schindler Elevator Corporation	0	0	N/A	2	29	6.9%
Cell-Crete Corporation	0	0	N/A	1	15	6.7%
Integrity Rebar Places	0	0	N/A	2	30	6.7%
WGJ Enterprise, Inc dba PCI	0	0	N/A	1	21	4.8%
PCI	0	0	N/A	1	25	4.0%
Black Falcon Transportation	0	0	N/A	0	1	0.0%
Burros Backhoe Service	0	0	N/A	0	1	0.0%
Conco Pumping	0	0	N/A	0	1	0.0%
David L Addison Inc DBA Addison Equipment Rental	0	0	N/A	0	1	0.0%
GQ Trucking Inc	0	0	N/A	0	1	0.0%
Harper's Backhoe Services, Inc. dba Harper Equipment Renta	0	0	N/A	0	1	0.0%
Merli Concrete Pumping	0	0	N/A	0	1	0.0%
Pro Installations Inc. DBA Prospectra Contract Flooring	0	0	N/A	0	1	0.0%
TDC Trucking Inc	0	0	N/A	0	1	0.0%
TJD Trucking Inc	0	0	N/A	0	1	0.0%
Vaca Skip Loader Grading Services LLC	0	0	N/A	0	1	0.0%

Delta Sky Way Program II

Data Received Through: October 31, 2023 - Data Source: Contractor's LCP Tracker Report


Prime Contractor: Hensel Phelps

Subcontractor Name	Reported Community Sponsorships	 HIRE LAX Graduates	Total Impact Workers	Total Impact and Local Workers	Total Workers	Local Hire % (Headcount)
Cali USA Acoustics Inc.	0	0	N/A	0	2	0.0%
Crane Rental Services	0	0	N/A	0	2	0.0%
Exsell Sales Associates	0	0	N/A	0	2	0.0%
Foster Flooring	0	0	N/A	0	2	0.0%
Inspection Resources Co	0	0	N/A	0	2	0.0%
Karcher Interior Systems, Inc	0	0	N/A	0	2	0.0%
Mike Prlich and Sons, Inc	0	0	N/A	0	2	0.0%
Penhall Compancy (Sub to Concrete Coring)	0	0	N/A	0	2	0.0%
R.P.L. Trucking Inc	0	0	N/A	0	2	0.0%
Skycon Inc	0	0	N/A	0	2	0.0%
Straight Up Surveying	0	0	N/A	0	2	0.0%
Ground Penetrating Radar System, LLC	0	0	N/A	0	3	0.0%
Magna Transporation Group	0	0	N/A	0	3	0.0%
Miller Equipment Co, Inc	0	0	N/A	0	3	0.0%
Nold's Equipment, Inc.	0	0	N/A	0	3	0.0%
Premier Interior Dev., Inc.	0	0	N/A	0	3	0.0%
Anbessaw Consulting, Inc dba The Quality Firm	0	0	N/A	0	4	0.0%
The Door Crew, Inc.	0	0	N/A	0	4	0.0%
Anglemyer Crane Rental	0	0	N/A	0	5	0.0%
Matt-Chlor, Inc	0	0	N/A	0	5	0.0%
Savala Equipment Company Inc dba Savala Equipment Renta	0	0	N/A	0	5	0.0%
C.A. Buchen Corp	0	0	N/A	0	6	0.0%
Climatec	0	0	N/A	0	8	0.0%
NMN Construction, Inc	0	0	N/A	0	9	0.0%

Delta Sky Way Program II

Data Received Through: October 31, 2023 - Data Source: Contractor's LCP Tracker Report

Prime Contractor: Hensel Phelps

Subcontractor Name	Reported Community Sponsorships	 HIRE LAX Graduates	Total Impact Workers	Total Impact and Local Workers	Total Workers	Local Hire % (Headcount)
Applied Engineering Concepts	0	0	N/A	0	10	0.0%
RMA Group	0	0	N/A	0	10	0.0%
Lonestar West Services LLC	0	0	N/A	0	11	0.0%
Pavement Recycling Systems	0	0	N/A	0	11	0.0%
Reliable Construction Services, LLC	0	0	N/A	0	15	0.0%
Guzman Grading & Paving Corp	0	0	N/A	0	23	0.0%
	12	10	N/A	2,170	7,160	30.3%

LAX PLA Article III, Section 6 Contractor Hiring Obligations - . . . to maximize the employment of qualified local persons residing within the area of the Project, with the goal that at least 30% of each contractor's employees hired under this Agreement shall be either residents of the cities immediately adjacent to LAX or of the City of Los Angeles ("local residents"). Contractors shall develop a hiring plan and maintain records of their compliance efforts.