


LAMP ConRAC

Data Received Through: March 31, 2022 - Data Source: Contractor's LCP Tracker Report


Prime Contractor: PCL

Subcontractor Name	Reported Community Sponsorships	 HIRE LAX Graduates	Total Impact Workers	Total Impact and Local Workers	Total Workers	Local Hire % (Headcount)
Hixson Backhoe Service, Inc.	0	0	0	1	1	100.0%
IRBF Trucking, LLC	0	0	1	1	1	100.0%
CHDS Inc dba Curtia Drilling Co.	0	0	0	2	2	100.0%
PCL Construction Services Inc	4	1	5	30	39	76.9%
Brightview Landscape Development, Inc.	0	0	0	8	11	72.7%
Fryman Management Inc	0	0	7	38	53	71.7%
Direct A/V	0	0	2	15	22	68.2%
Jones Sign Co., Inc	0	0	0	2	3	66.7%
Top Steel Erectors Inc	0	0	0	2	3	66.7%
Quality Plumbing Service	0	0	3	4	6	66.7%
El Prado Cleaning Service, Inc.	0	0	1	11	17	64.7%
Makai Solutions	4	0	1	7	11	63.6%
West Coast Fire Stopping, Inc.	0	0	1	3	5	60.0%
Max Out Inc	0	0	2	12	20	60.0%
Southland HVAC & Construction	NEW	0	3	10	17	58.8%
Hasson Painting Contractors, Inc	2	0	10	19	33	57.6%
Assa Abloy Entrance Systems US Inc	0	0	1	4	7	57.1%
Eberhard / Eberhard Energy Systems	0	0	2	15	28	53.6%
J N A Builders Inc.	0	0	5	21	41	51.2%
DSM Construction, Inc	0	0	0	1	2	50.0%
Geo Design, Inc.	0	0	1	1	2	50.0%
Kehoe Testing & Engineering	0	0	0	1	2	50.0%
Savala Equipment Company	0	0	0	1	2	50.0%
Stumbaugh & Associates, Inc.	0	0	0	1	2	50.0%
Barbold Services LLC	0	0	0	2	4	50.0%
Valerie J Herder DBA Triumph Painting	0	0	0	2	4	50.0%
EER, Inc	0	0	0	3	6	50.0%

LAMP ConRAC

Data Received Through: March 31, 2022 - Data Source: Contractor's LCP Tracker Report


Prime Contractor: PCL

Subcontractor Name	Reported Community Sponsorships	 HIRE LAX Graduates	Total Impact Workers	Total Impact and Local Workers	Total Workers	Local Hire % (Headcount)
Geotechnical Professionals Inc	0	0	2	3	6	50.0%
Expansion Specialties, Inc.	8	3	2	9	18	50.0%
Cosco Fire Protection	4	0	3	17	35	48.6%
Badger Daylighting Corp	0	0	0	7	15	46.7%
GECTWO Inc	0	0	1	5	11	45.5%
J.E Snyder Electric, Inc	0	0	4	5	11	45.5%
Aragon Construction	1	0	12	18	40	45.0%
First Fire Systems, Inc	0	0	1	7	16	43.8%
Dinamic Mod Construction Inc	0	0	0	3	7	42.9%
Mayers & Associates Civil Engineering Inc.	1	1	2	3	7	42.9%
Zerke's Electric	0	0	1	3	7	42.9%
Crown Fence	2	0	0	15	35	42.9%
Environmental Construction Group	1	0	2	14	33	42.4%
CSI Electrical Contractors, Inc.	0	0	6	25	59	42.4%
Pan-Pacific Mechanical LLC	4	0	0	19	45	42.2%
Mike Zarp	1	0	2	12	29	41.4%
BEI Construction, Inc.	0	0	8	24	58	41.4%
Andy Gump, Inc.	0	0	0	2	5	40.0%
Duggan & Associates Inc.	0	0	1	2	5	40.0%
Ferreira Construction Co. Inc dba Ferreira Coastal Construction Co.	NEW	0	0	2	5	40.0%
Streamline Integration	0	0	0	4	10	40.0%
Premier Tile & Marble	1	0	2	15	38	39.5%
Karcher Interior Systems Inc	3	1	0	7	18	38.9%
Gaul & Gaul Inc dba Craftsman Concrete Cutting	0	0	0	5	13	38.5%
Southern California Grading	3	0	8	33	86	38.4%
Sharma General Engineering Contractors, Inc.	0	0	4	13	34	38.2%
Specialized Cleaning Contractors	0	0	1	3	8	37.5%
R.J. & J. Construction, Inc.	0	0	4	11	30	36.7%

LAMP ConRAC

Data Received Through: March 31, 2022 - Data Source: Contractor's LCP Tracker Report


Prime Contractor: PCL

Subcontractor Name	Reported Community Sponsorships	 HIRE LAX Graduates	Total Impact Workers	Total Impact and Local Workers	Total Workers	Local Hire % (Headcount)
CMF, Inc.	0	0	6	15	41	36.6%
CMZ Excavation Inc	3	0	1	8	22	36.4%
Southwest Steel of California, Inc	0	0	3	16	44	36.4%
CMC Rebar West	6	0	4	21	60	35.0%
Morrow Meadows Corporation	10	1	49	178	520	34.2%
BLC Surveying, Inc	0	0	1	1	3	33.3%
Sign Industries, Inc	0	0	0	1	3	33.3%
Smoke Guard California Inc	0	0	0	1	3	33.3%
The Rosalie Ellen Co DBA Subsurface Imaging	0	0	0	2	6	33.3%
McDonough Construction Rental, Inc.	0	0	1	4	12	33.3%
N/S Corporation	0	0	2	7	21	33.3%
Alameda Construction Services Inc	1	1	6	18	54	33.3%
Masonry Concepts, Inc.	4	0	4	45	136	33.1%
Best Contracting Services, Inc	0	0	2	31	94	33.0%
Frank S Smith Masonry Inc	2	0	5	34	108	31.5%
Rosendin Electric, Inc	0	0	3	13	42	31.0%
Lawrence W. Rosine Co.	0	0	0	4	13	30.8%
The JV Land Clearing Co Inc	0	0	0	4	13	30.8%
Diversified Production Services, Inc.	0	0	3	36	117	30.8%
Blois Construction, Inc	4	0	4	18	59	30.5%
Largo Concrete, Inc.	10	0	16	67	222	30.2%
Morley Construction Company	31	2	65	250	832	30.0%
PHL, Inc DBA VNSM	0	0	2	6	20	30.0%
Southland Industries	7	1	7	32	108	29.6%
Penhall Company	0	0	1	10	34	29.4%
N.M.N. Construction	0	0	1	20	69	29.0%
Prieto Construction Company, Inc	0	0	0	2	7	28.6%
Travertine, Inc	0	0	0	2	7	28.6%

LAMP ConRAC

Data Received Through: March 31, 2022 - Data Source: Contractor's LCP Tracker Report


Prime Contractor: PCL

Subcontractor Name	Reported Community Sponsorships	 HIRE LAX Graduates	Total Impact Workers	Total Impact and Local Workers	Total Workers	Local Hire % (Headcount)
Smith Emery Company	1	0	2	11	40	27.5%
California Testing & Inspection, Ic.	0	0	1	3	11	27.3%
Traxx Construction Inc	0	0	0	9	34	26.5%
PG Cutting Services	1	0	0	5	19	26.3%
W.A. Rasic Construction Inc.	1	1	3	12	46	26.1%
ISEC, Inc.	0	0	2	13	50	26.0%
Orange County Plastering Company, Inc.	1	0	1	7	27	25.9%
Western Paving Contractors	0	0	1	7	27	25.9%
Cowelco	0	0	0	9	35	25.7%
Cascade Drilling	0	0	0	1	4	25.0%
Ground Penetrating Radar Systems, LLC	0	0	0	1	4	25.0%
Luken Certified Welding	0	0	0	1	4	25.0%
Polaris Electric Co, Inc.	0	0	1	2	8	25.0%
Bryton Engineering and Grading, Inc. dba Premiere Engineering Grading Contractors	0	0	0	4	16	25.0%
Charles Pankow Builders, Ltd	0	0	3	7	28	25.0%
Allied Steel Co, Inc.	0	0	1	8	32	25.0%
Legacy Reinforcing Steel LLC	17	3	11	55	234	23.5%
Murray Company	0	0	0	3	13	23.1%
Corradini Corp.	0	0	1	6	27	22.2%
JLS Concrete Pumping	0	0	0	4	19	21.1%
SDV Services, Inc	0	0	3	5	24	20.8%
Citadel Environmental Services	0	0	0	1	5	20.0%
Rebar Engineering Inc	0	0	1	1	5	20.0%
Griffith Company	0	0	1	2	10	20.0%
Cell-Crete Corporation	0	0	1	3	16	18.8%
Merli Concrete Pumping	0	0	0	5	28	17.9%
Genesis One Group	0	0	1	6	34	17.6%
Commercial Scaffolding of CA, Inc.	0	0	0	1	6	16.7%

LAMP ConRAC

Data Received Through: March 31, 2022 - Data Source: Contractor's LCP Tracker Report


Prime Contractor: PCL

Subcontractor Name	Reported Community Sponsorships	 HIRE LAX Graduates	Total Impact Workers	Total Impact and Local Workers	Total Workers	Local Hire % (Headcount)
Bomel Contraction Company, Inc	3	0	2	10	64	15.6%
Schuff Steel	1	0	3	7	45	15.6%
Mr. Crane, Inc.	0	0	0	1	7	14.3%
Performance Contracting Inc	0	0	0	1	7	14.3%
JLM Installations, Inc	0	0	0	1	8	12.5%
Power Plus	0	0	1	1	8	12.5%
Anning-Johnson Company	0	0	1	3	26	11.5%
Bali Constructon, Inc.	0	0	1	2	18	11.1%
Crane Rental Services	0	0	0	2	18	11.1%
Gonsalves & Santucci dba Conco Pumping	0	0	1	1	10	10.0%
Vertical Access, Inc.	0	0	1	3	33	9.1%
Maxim Crane Works	0	0	1	8	93	8.6%
Schindler Elevator Corporation	0	0	0	2	32	6.3%
Connor Concrete Cutting and Coring	0	0	0	1	17	5.9%
ELLJAY Acoustics, Inc.	0	0	1	1	21	4.8%
Bragg Crane Service	0	0	0	1	22	4.5%
Belcastro Commercial Builders	0	0	0	0	1	0.0%
Catrac Construction Inc	0	0	0	0	1	0.0%
CGRS, Inc	0	0	0	0	1	0.0%
Fastrack Rentals Inc	0	0	0	0	1	0.0%
Fragoza & Sons Trucking, Inc	0	0	0	0	1	0.0%
Gammage & Sons Enterprises, Inc	0	0	0	0	1	0.0%
Lozano & Sons Water Trucks	0	0	0	0	1	0.0%
Newman Backhoe Service Inc	0	0	0	0	1	0.0%
Nold's Equipment	0	0	0	0	1	0.0%
Pavement Recycling Systems	0	0	0	0	1	0.0%
Restoration Inc. DBA Paul Davis Restoration	0	0	0	0	1	0.0%
Sunbelt Rentals, Inc	0	0	0	0	1	0.0%

LAMP ConRAC

Data Received Through: March 31, 2022 - Data Source: Contractor's LCP Tracker Report


Prime Contractor: PCL

Subcontractor Name	Reported Community Sponsorships	 HIRE LAX Graduates	Total Impact Workers	Total Impact and Local Workers	Total Workers	Local Hire % (Headcount)
Terry Rhodes Backhoe Service, Inc	0	0	0	0	1	0.0%
Wilson & Hampton Painting Contractors	0	0	0	0	1	0.0%
Automated Gate Services, Inc	0	0	0	0	2	0.0%
Dewolfe Crane Service, Inc	0	0	0	0	2	0.0%
Bayside Interiors, Inc	0	0	0	0	3	0.0%
Cal Empire Engineering Inc.	0	0	0	0	3	0.0%
Case Land Surveying, Inc	0	0	0	0	3	0.0%
Commercial Interiors Acoustics	0	0	0	0	3	0.0%
Cutting Edge Concrete Cutting	0	0	0	0	3	0.0%
Garrett Construction	0	0	0	0	3	0.0%
Lukkes Striping Inc	0	0	0	0	3	0.0%
Paul M Wolff Co.	0	0	0	0	3	0.0%
Quartz Systems, Inc.	0	0	0	0	3	0.0%
R.J Lalonde, Inc.	0	0	0	0	3	0.0%
Tom Grbavac & Sons, Inc.	0	0	0	0	3	0.0%
Vance Corporation	0	0	0	0	3	0.0%
2R Drilling, Inc.	0	0	0	0	4	0.0%
Air Balance Co, Inc	0	0	0	0	4	0.0%
Buchanan Company, Inc	0	0	0	0	4	0.0%
David L Addison Inc dba Addison Equipment Rental	0	0	0	0	4	0.0%
Golden State Boring & Pipe Jacking, Inc	0	0	0	0	4	0.0%
Maxim Security System Inc	0	0	0	0	4	0.0%
VFC	0	0	0	0	4	0.0%
B&J Tree Service	0	0	0	0	5	0.0%
Hill Crane Service, Inc	0	0	0	0	5	0.0%
Torrent Resources	0	0	0	0	6	0.0%
Coast Machinery Movers	0	0	0	0	7	0.0%
Fence Corp, Inc.	NEW	0	0	0	8	0.0%

LAMP ConRAC

Data Received Through: March 31, 2022 - Data Source: Contractor's LCP Tracker Report

Prime Contractor: PCL

Subcontractor Name	Reported Community Sponsorships	 HIRE LAX Graduates	Total Impact Workers	Total Impact and Local Workers	Total Workers	Local Hire % (Headcount)
GMAT Incd DBA Inland Overhead Door Company	0	0	0	0	8	0.0%
RMA Group	0	0	0	0	8	0.0%
Applied Engineering Concepts	0	0	0	0	10	0.0%
Excelsior Elevator Corporation	0	0	0	0	10	0.0%
United Rigger & Erectors	0	0	0	0	10	0.0%
Coast Surveying, Inc.	0	0	0	0	13	0.0%
	142	15	343	1586	5105	31.1%

LAX PLA Article III, Section 6 Contractor Hiring Obligations - . . . to maximize the employment of qualified local persons residing within the area of the Project, with the goal that at least 30% of each contractor's employees hired under this Agreement shall be either residents of the cities immediately adjacent to LAX or of the City of Los Angeles ("local residents"). Contractors shall develop a hiring plan and maintain records of their compliance efforts.