


Delta Sky Way Program II

Data Received Through: May 31, 2021 - Data Source: Contractor's LCP Tracker Report


Prime Contractor: Hensel Phelps

Subcontractor Name	Reported Community Sponsorships	 HIRE LAX Graduates	Total Impact Workers	Total Impact and Local Workers	Total Workers	Local Hire % (Headcount)
Bielski Specialties Services, Inc.	0	0	N/A	2	2	100.0%
Lejend Corporation	0	0	N/A	2	2	100.0%
XL Fire Protection	0	0	N/A	2	2	100.0%
Streamline Integration	0	0	N/A	9	12	75.0%
El Prado Cleaning Service	0	0	N/A	34	46	73.9%
24 Hours Sweeping Inc	0	0	N/A	7	10	70.0%
Crown Fence	0	0	N/A	9	14	64.3%
Wagner Engineering & Survey Inc.	0	0	N/A	9	14	64.3%
Monzon & Son Enterprises	0	0	N/A	46	83	55.4%
Building Electronic Controls	0	0	N/A	6	11	54.5%
Bill Glore Inc	0	0	N/A	1	2	50.0%
Lawrence W Rosine Co.	0	0	N/A	1	2	50.0%
NRW Trucking Inc	0	0	N/A	1	2	50.0%
CSI Electrical Contractors, Inc.	0	0	N/A	2	4	50.0%
Karcher Insulation Systems, Inc (Sub to Pan-Pacific Mechanical)	0	0	N/A	2	4	50.0%
Direct AV	0	0	N/A	8	17	47.1%
Safe Scaffolding	0	0	N/A	7	15	46.7%
Pan-Pacific Mechanical, LLC	0	0	N/A	29	65	44.6%
Premier Tile & Marble	0	0	N/A	4	9	44.4%
Cosco Fire Protection, Inc.	0	0	N/A	18	41	43.9%
Birdi & Associates, Inc.	0	0	N/A	5	12	41.7%
Limbach Company LP	0	0	N/A	5	12	41.7%
Gonsalves & Santucci Inc DBA Conco Pumping	0	0	N/A	6	15	40.0%
ISEC, Inc.	0	0	N/A	17	43	39.5%
San Mar Construction Co Inc	0	0	N/A	36	92	39.1%
DSM Construction, Inc.	0	0	N/A	5	13	38.5%
GGG Demolition, Inc.	0	0	N/A	25	65	38.5%

Delta Sky Way Program II

Data Received Through: May 31, 2021 - Data Source: Contractor's LCP Tracker Report


Prime Contractor: Hensel Phelps

Subcontractor Name	Reported Community Sponsorships	 HIRE LAX Graduates	Total Impact Workers	Total Impact and Local Workers	Total Workers	Local Hire % (Headcount)
Morrow Meadows Corporation	0	0	N/A	103	273	37.7%
Bill Carr Surveys, Inc.	0	0	N/A	3	8	37.5%
Condon Jonson & Associates, Inc	0	0	N/A	24	64	37.5%
Granite Construction Company	0	0	N/A	40	107	37.4%
California Earth Transport Inc	0	0	N/A	67	182	36.8%
Environmental Construction Group	0	0	N/A	45	124	36.3%
Hensel Phelps Construction Co	2	2	N/A	53	147	36.1%
Masonry Concepts, Inc	0	0	N/A	9	25	36.0%
Washington Iron Works	1	1	N/A	15	42	35.7%
Matrix Environmental, Inc.	0	0	N/A	46	129	35.7%
Bonas Company	0	0	N/A	1	3	33.3%
Johnson & Turner Painting Co., Inc	0	0	N/A	7	21	33.3%
Concrete Coring Company	0	0	N/A	9	27	33.3%
SME Steel	0	0	N/A	25	75	33.3%
Infinity Drywall	0	0	N/A	16	49	32.7%
Malcolm Drilling Company	0	0	N/A	6	19	31.6%
Woodbridge Glass Incorporated	0	0	N/A	6	19	31.6%
Morrow Meadows Corporation (2)	0	0	N/A	28	90	31.1%
West Coast Firestopping, Inc	0	0	N/A	4	13	30.8%
Commercial Scaffolding Of CA	0	0	N/A	7	23	30.4%
Nevell Group Inc	0	0	N/A	40	135	29.6%
Gerdau Reinforcing Steel / CMC Rebar West	0	0	N/A	30	102	29.4%
Shotcrete Structures, Inc	0	0	N/A	7	24	29.2%
Performance Contracting Inc.	0	0	N/A	46	158	29.1%
Griffith Company	0	0	N/A	22	76	28.9%
Best Contracting Services Inc	0	0	N/A	28	97	28.9%
Rosendin Electric	0	0	N/A	15	53	28.3%
Shoring Engineers	0	0	N/A	11	39	28.2%

Delta Sky Way Program II

Data Received Through: May 31, 2021 - Data Source: Contractor's LCP Tracker Report


Prime Contractor: Hensel Phelps

Subcontractor Name	Reported Community Sponsorships	 HIRE LAX Graduates	Total Impact Workers	Total Impact and Local Workers	Total Workers	Local Hire % (Headcount)
GecTwo Inc		0	N/A	22	80	27.5%
ARB, Inc.		0	N/A	17	66	25.8%
Brymax Construction Services		0	N/A	17	66	25.8%
Karcher Firestopping, Inc	NEW	0	N/A	1	4	25.0%
McKeon Door West Inc		0	N/A	1	4	25.0%
Zolnay Insulation Inc		0	N/A	1	4	25.0%
Site Solution Services, Inc.		0	N/A	2	8	25.0%
Southwest Steel of California, Inc.		0	N/A	16	68	23.5%
Murray Company		0	N/A	54	232	23.3%
BrandSafway Services		0	N/A	11	48	22.9%
Quality Production Services		0	N/A	11	48	22.9%
Southern California Grading, Inc.		0	N/A	2	9	22.2%
Genesis Floor Covering, Incf.		0	N/A	4	18	22.2%
JLS Pumping		0	N/A	6	27	22.2%
NorCal Pipeline Services, Inc.		0	N/A	3	14	21.4%
Anning Johnson Company		0	N/A	8	39	20.5%
CR Insulation		0	N/A	3	15	20.0%
Connor Concrete Cutting and Coring		0	N/A	4	20	20.0%
Drill Tech Drilling		0	N/A	8	43	18.6%
Vertical Access, Inc		0	N/A	5	29	17.2%
Comet Electric		0	N/A	1	6	16.7%
R.J. Lalonde Inc		0	N/A	1	6	16.7%
United - Heider Inspection DBA Atlas		0	N/A	5	30	16.7%
Badger Daylighting Corp		0	N/A	7	44	15.9%
Centerline Concrete Cutting		0	N/A	1	7	14.3%
Rouch Rebar, Inc.		0	N/A	1	7	14.3%
Corradini Corp		0	N/A	4	28	14.3%
Mr. Crane Inc		0	N/A	8	69	11.6%

Delta Sky Way Program II

Data Received Through: May 31, 2021 - Data Source: Contractor's LCP Tracker Report


Prime Contractor: Hensel Phelps

Subcontractor Name		Reported Community Sponsorships	 HIRE LAX Graduates	Total Impact Workers	Total Impact and Local Workers	Total Workers	Local Hire % (Headcount)
Xcel Mechanical System Inc.		0	0	N/A	1	10	10.0%
Burros Backhoe Service		0	0	N/A	0	1	0.0%
David L Addison Inc DBA Addison Equipment Rental		0	0	N/A	0	1	0.0%
GQ Trucking Inc		0	0	N/A	0	1	0.0%
Merli Concrete Pumping		0	0	N/A	0	1	0.0%
Nold's Equipment, Inc.		0	0	N/A	0	1	0.0%
Prospectra Contract Flooring	NEW	0	0	N/A	0	1	0.0%
So-Cal Insulation		0	0	N/A	0	1	0.0%
TDC Trucking Inc		0	0	N/A	0	1	0.0%
Cali USA Acoustics Inc.		0	0	N/A	0	2	0.0%
Centerline Concrete Cutting (Cosco)		0	0	N/A	0	2	0.0%
EER, Inc.		0	0	N/A	0	2	0.0%
Exsell Sales Associates		0	0	N/A	0	2	0.0%
Foster Flooring		0	0	N/A	0	2	0.0%
Ground Penetrating Radar System, LLC		0	0	N/A	0	2	0.0%
Hill Crane Service, Inc		0	0	N/A	0	2	0.0%
Inspection Resources Co		0	0	N/A	0	2	0.0%
Karcher Interior Systems, Inc		0	0	N/A	0	2	0.0%
Matt-Chlor, Inc		0	0	N/A	0	2	0.0%
Mike Prich and Sons, Inc		0	0	N/A	0	2	0.0%
Penhall Compancy (Sub to Concrete Coring)		0	0	N/A	0	2	0.0%
Savala Equipment Company Inc dba Savala Equipment Rentals		0	0	N/A	0	2	0.0%
Straight Up Surveying	NEW	0	0	N/A	0	2	0.0%
Premier Interior Dev., Inc.		0	0	N/A	0	3	0.0%
PGC Construction Inc		0	0	N/A	0	4	0.0%
RMA Group		0	0	N/A	0	5	0.0%
C.A. Buchen Corp		0	0	N/A	0	6	0.0%

Delta Sky Way Program II

Data Received Through: May 31, 2021 - Data Source: Contractor's LCP Tracker Report

Prime Contractor: Hensel Phelps

Subcontractor Name	Reported Community Sponsorships	 HIRE LAX Graduates	Total Impact Workers	Total Impact and Local Workers	Total Workers	Local Hire % (Headcount)
Climatec	0	0	N/A	0	6	0.0%
Air Balance Co, Inc.	0	0	N/A	0	7	0.0%
Lonestar West Services LLC	0	0	N/A	0	11	0.0%
Guzman Grading & Paving Corp	0	0	N/A	0	23	0.0%
	3	3		1236	3883	31.8%

LAX PLA Article III, Section 6 Contractor Hiring Obligations - . . . to maximize the employment of qualified local persons residing within the area of the Project, with the goal that at least 30% of each contractor's employees hired under this Agreement shall be either residents of the cities immediately adjacent to LAX or of the City of Los Angeles ("local residents"). Contractors shall develop a hiring plan and maintain records of their compliance efforts.