

# LAX FLY QUIETER PROGRAM

## 2023 Annual Report

Recognizing  
Airlines  
and Their  
Commitment  
to Being  
Good Neighbors  
at LAX

**LAWA**  
LOS ANGELES WORLD AIRPORTS





*"I congratulate the winners of the 2023 LAX Fly Quieter Program and commend their commitment and efforts to be good neighbors to the communities that surround our airport. The willingness of our airline partners to participate in this voluntary program, operate quieter fleets, comply with noise abatement procedures, and engage with Los Angeles World Airports (LAWA) staff and stakeholders help reduce negative impacts on the community. This year's winners will serve as inspiring examples for other airlines to join in the effort to enhance the quality of life for residents and businesses near LAX. LAWA remains dedicated to operating our airports to promote mobility and economic vitality, while prioritizing sustainability and environmental stewardship in the communities we serve."*

**John Ackerman, Chief Executive Officer, Los Angeles World Airports**

To learn more about the Fly Quieter Program at LAX, visit [www.lawa.org/LAXFQP](http://www.lawa.org/LAXFQP).

Cover Photo: Los Angeles World Airports/Ryan Page



LOS ANGELES WORLD AIRPORTS

Los Angeles International Airport  
One World Way  
Los Angeles, CA 90045

# PROGRAM OVERVIEW



The Los Angeles International Airport Fly Quieter Program (FQP) is an education and recognition program designed to encourage commercial air carriers operating at LAX to fly as quietly as possible for the benefit of our neighboring communities. Air carriers receive recognition in the FQP by complying with LAX noise abatement procedures, using quieter aircraft and implementing their own elective strategies to reduce noise. While airports cannot impose mandatory aircraft noise limits, the LAX Fly Quieter Program acknowledges air carriers for taking voluntary noise-reduction measures where feasible and evaluates them using a scoring system.

In addition to evaluating noise-reduction performance, the FQP offers an opportunity for LAX to increase outreach and education with air carriers. FQP can provide important feedback to air carriers, including expanding awareness of LAX Aircraft Noise Abatement Policies and Procedures to reduce noise for area residents. While aircraft noise reduction relies on many factors, including technological innovations and Federal Aviation Administration (FAA) procedures that are not directly under the air carriers’ or pilots’ control, operators can use this opportunity to demonstrate their commitment to exploring and pursuing feasible efforts to fly quieter, thereby demonstrating their commitment to being a good neighbor at LAX.

## Contents

## About LAX

Program Overview .....	3
FQP Awards .....	4
2023 Winners .....	5
Special Recognition .....	6
Measuring Performance .....	7
Bonus Elements .....	13
2023 Air Carrier FQP Scores .....	14

Los Angeles International Airport (LAX) was the eighth-busiest airport in the world in 2023, serving more than 75 million passengers. It is one of two airports owned and operated by Los Angeles World Airports (LAWA), the City of Los Angeles department, which also owns and operates Van Nuys Airport (VNY). LAWA is committed to minimizing noise impacts in neighboring communities from aircraft operations. Since 1959, LAWA has developed and implemented noise abatement programs, sought partnership-based solutions and worked with stakeholders in a cooperative and collaborative manner.

# FQP AWARDS

---

**AIR CARRIERS SCORING HIGHEST** in minimizing aircraft noise and engaging with the community receive an FQP Gold, Silver or Bronze award in each category, as well as public acknowledgement.

**SCORES FOR EACH CATEGORY** are calculated based on points earned in five scoring elements, plus any bonus points for voluntary efforts.

## FQP Recognition Categories for 2023:

Due to the large number of air carriers operating at LAX and the substantial differences in average daily operations\*, the FQP awards are divided into three categories:


**CATEGORY 1 = 100+ average daily operations**

**CATEGORY 2 = 5 to 99 average daily operations**

**CATEGORY 3 = 1 to 4 average daily operations**

Also, regional airlines operating smaller, regional jets are recognized separately in the FQP and are not grouped in the award categories for 2023 (please see the FQP Methodology for more information).

\*An “operation” is defined as one jet arrival or one jet departure.



# FQP 2023 WINNERS!

## CATEGORY 1 WINNERS

100+ Operations Daily



**UNITED  
AIRLINES** 



American Airlines 



**Southwest** 

## CATEGORY 2 WINNERS

5 to 99 Operations Daily



**volaris** 



**Avianca** 



**spirit**

## CATEGORY 3 WINNERS

1 to 4 Operations Daily



**Breeze** 



 **FIJI** AIRWAYS



**Lynx**  AIR

*See end of report for a complete list of FQP scores.*



# FQP SPECIAL RECOGNITION

The FQP recognizes air carriers that voluntarily make extra efforts to reduce aircraft noise and/or engage with the community. The FQP rewards these aircraft operators with bonus points, a unique feature of the program, as a way to improve their scores. The FQP also recognizes regional airlines operating jet aircraft that are smaller and quieter.



## CONGRATULATIONS TO AIRLINES WHO EARNED BONUS POINTS!

### NOISE REDUCTION EFFORTS

These air carriers retrofitted A320 aircraft with noise-reducing technology specific to that aircraft model:  
Retrofit Completed in 2023:

**UNITED AIRLINES**

### STAKEHOLDER ENGAGEMENT EFFORTS

These air carriers participated in LAX/Community  
Noise Roundtable meetings in 2023:

**SPIRIT AIRLINES      ALASKA AIRLINES**  
**UNITED AIRLINES**

## RECOGNITION OF REGIONAL AIRLINES!

### QUIETER AIRCRAFT ARRIVALS –

These regional carriers  
operated smaller jet aircraft  
that are notably quieter on  
arrival.

**JSX**  
**HORIZON AIR**  
**SKYWEST**

# MEASURING PERFORMANCE

The LAX Fly Quieter Program (FQP) monitors aircraft noise levels and operations at LAX by scoring all air carriers operating a minimum of one jet arrival or departure operation at LAX per day based on five primary elements and two bonus elements.

These bonus elements are unique to LAX FQP and recognize air carriers for implementing elective strategies to further reduce aircraft noise and for directly engaging with the community. Examples of how air carriers earned “bonus points” during the program’s first year include participating in [LAX/Community Noise Roundtable Meetings](#) and installing new technologies onto aircraft to further reduce aircraft noise.

## FQP Scoring Elements:

- 1. Quietest Arrivals** – Scoring is based on measured noise levels from two monitors in residential communities.
- 2. Quietest Fleet** – Scoring is based on noise levels of aircraft operating at LAX as certified by the FAA.
- 3. Early Turns** – Air carriers having no or very few pilot-initiated early turns flying over communities will score higher on this element.
- 4. East Departures** – Air carriers having no or very few nonconforming east departures between midnight and 6:30 a.m. will score higher on this element.
- 5. Engine Run Ups** – Scoring is based on compliance with maintenance engine run-up restrictions, which are in effect between 11 p.m. and 6 a.m.

## Bonus scoring elements:

Noise Reduction Efforts  
Stakeholder Engagement Efforts

# 1. Quietest Arrivals



**Based on measured noise levels at two monitors placed in residential communities neighboring LAX.**

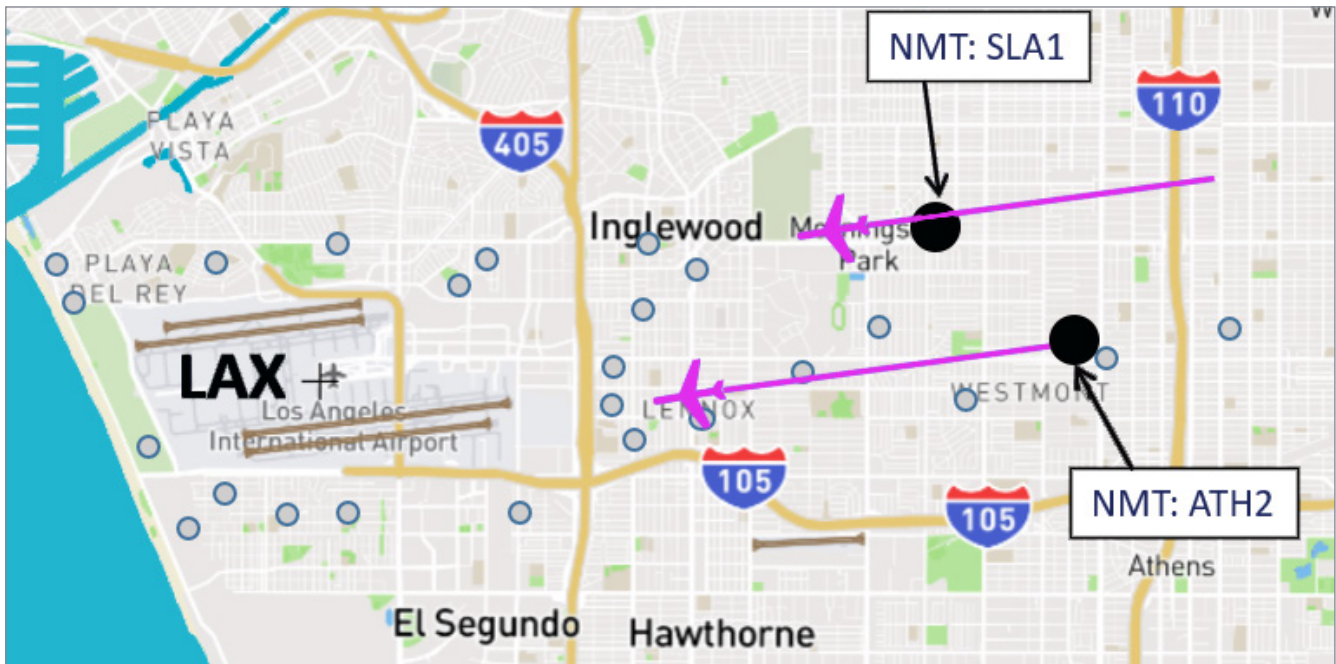


IMAGE: A MAP OF LAX NOISE MONITORING TERMINALS (NMTs), AS DENOTED IN GREY. THE QUIETEST ARRIVALS ELEMENT IS SCORED USING MEASUREMENTS FROM NMTs DENOTED IN BLACK.

The Quietest Arrivals element is scored based on noise levels measured by two noise monitors, twenty-four hours a day, seven days a week, as experienced by communities. They are optimally located to capture actual noise levels of approaching aircraft landing on either LAX's north or south runways during [Westerly Operations](#).

To determine the most appropriate monitors to use for this element, an acoustic consultant assisted with site evaluation. Various factors were considered in selecting the two monitors identified, including capturing aircraft noise while in a stable power configuration and reducing interference from other noise sources. For ease of data analysis, only two monitors were selected under LAX's final approach path at similar distances from the airport's runways to ensure a fair comparison of noise measurements.



## 2. Quietest Fleet



**Based on FAA-certified noise levels of aircraft operating at LAX.**



IMAGE: AIRCRAFT  
DEPARTING FROM LAX.

The Quietest Fleet element is based on FAA-certified noise levels of aircraft models that comprise a carrier's fleet operating at LAX. Air carriers serving LAX that operate using quieter aircraft will score better on this element than if they use their noisier planes. Each aircraft model's noise level is certified based on several factors. For more information, see "[FQP Methodology](#)" on the [FQP website](#).

*"United Airlines is proud to be an industry leader when it comes to working with the communities we serve, here in Southern California, to reduce aviation noise. I am especially proud of our local team for the incredible work they've done for us to win the Gold Award for 2023. We look forward to continuing our strong partnership with the airport and being a great neighbor!"*

**David Terry - Managing Director of Airport Operations for United at LAX**

## 3. Early Turns



**Air carriers having no or very few pilot-initiated early turns flying over communities will score higher on this element.**

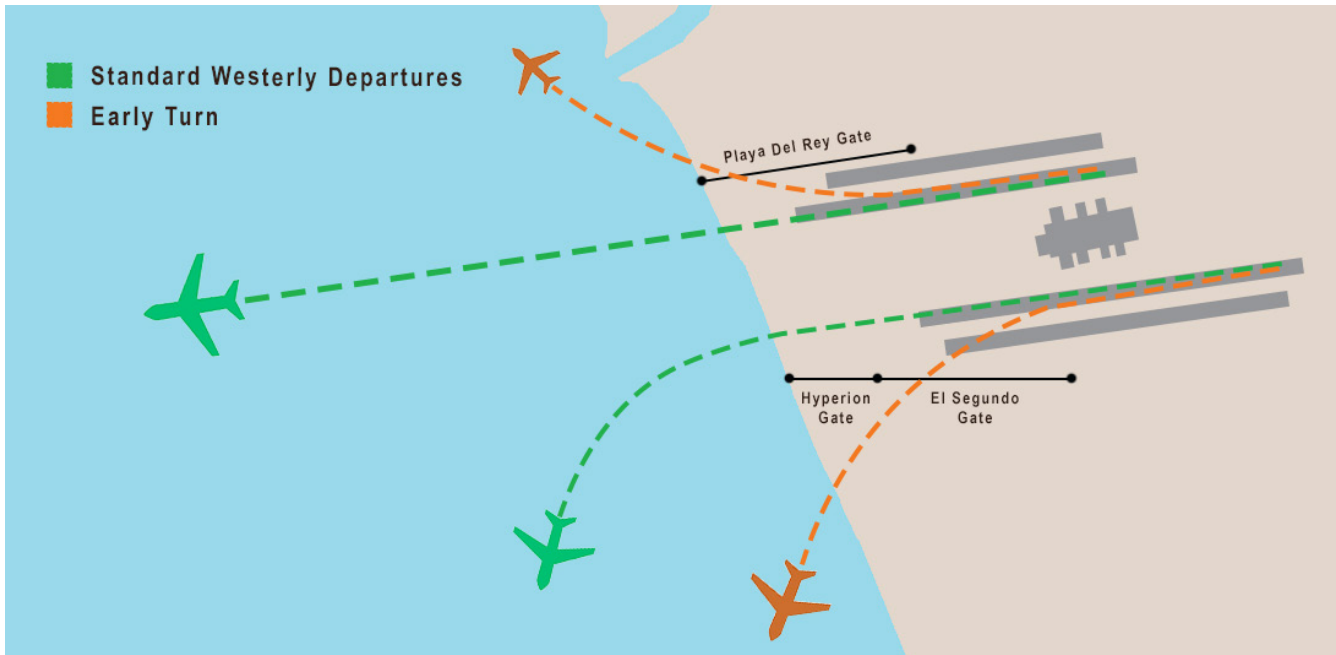


IMAGE: EARLY TURNS ARE MONITORED USING FAA RADAR FLIGHT TRACK DATA WHEN THEY CROSS THE VIRTUAL GATES (BLACK LINES).

The Early Turns element is based on the number of pilot-initiated early turns flying over communities. Early Turns affect communities north and south of LAX when departing airplanes turn early before reaching the shoreline, thereby flying over communities instead of over the ocean.

Some early turns are unavoidable, like those instructed by the FAA Air Traffic Control Tower to ensure airspace safety. But other early turns can be avoided, and LAWA brings those to the attention of air carriers as part of its efforts to reduce noise disturbances in neighboring communities.

Airlines with zero or very few avoidable early turns score highest on this FQP element (see the [Early Turn Notification Program](#) for more information and monthly reports).

## 4. East Departures



**Air carriers having no or very few non-conforming east departures between midnight and 6:30 a.m. will score higher on this element.**

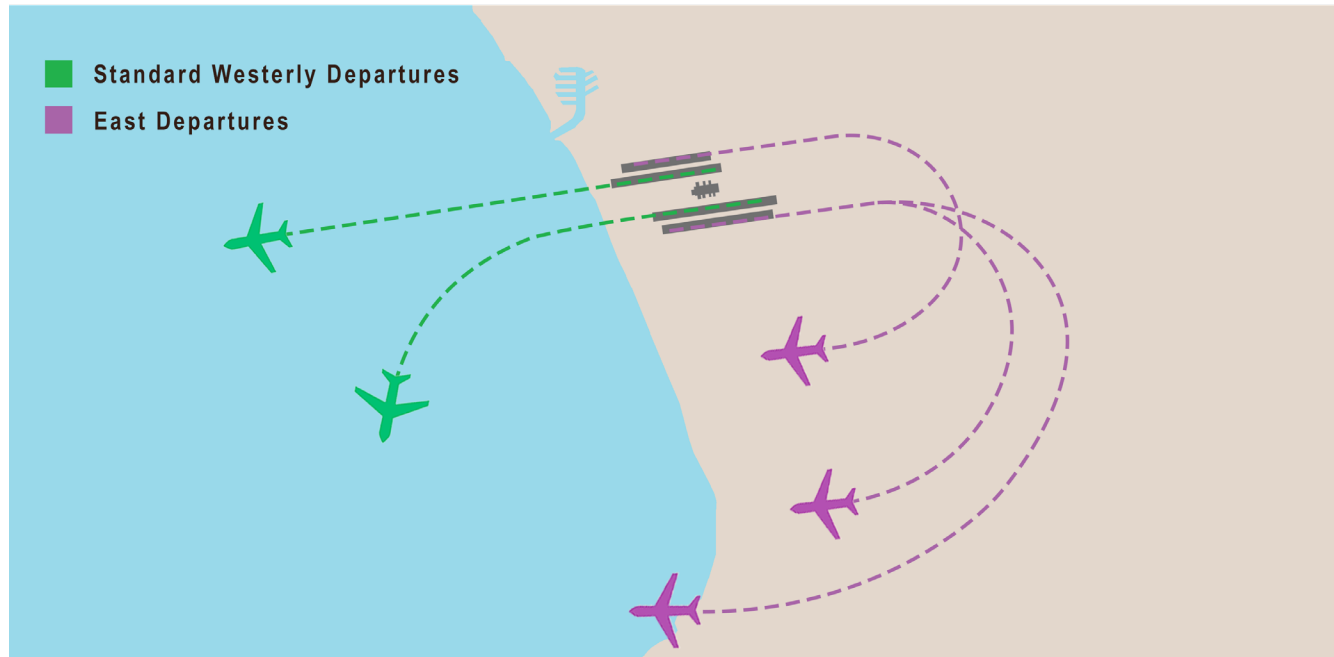


IMAGE: NONCONFORMING EAST DEPARTURES AT LAX ARE DENOTED IN PURPLE. THIS IS IN CONTRAST TO THE GREEN DEPARTURES, WHICH ARE IN A STANDARD WESTERLY DIRECTION.

The East Departures element is based on the number of nonconforming east departures occurring between midnight and 6:30 a.m. They are nonconforming departures as these aircraft depart in an easterly direction when all other departures are taking off west over the ocean. Nonconforming east departures are usually conducted by large, heavy aircraft that may need to depart east during mild easterly wind conditions. Pilots request permission from the FAA to make a nonconforming east departure for safety.

Nonconforming east departures are a relatively rare occurrence. Air carriers have an opportunity to avoid these operations by reducing weight, scheduling a different time or using different aircraft. These operations are included in the FQP due to the noticeable nighttime disturbance they cause. East Departures reports can be [viewed here](#).

## 5. Engine Run-Ups



**Based on compliance with LAX's maintenance engine run-up restrictions, which prohibit running engines for maintenance purposes from 11 p.m. to 6 a.m.**

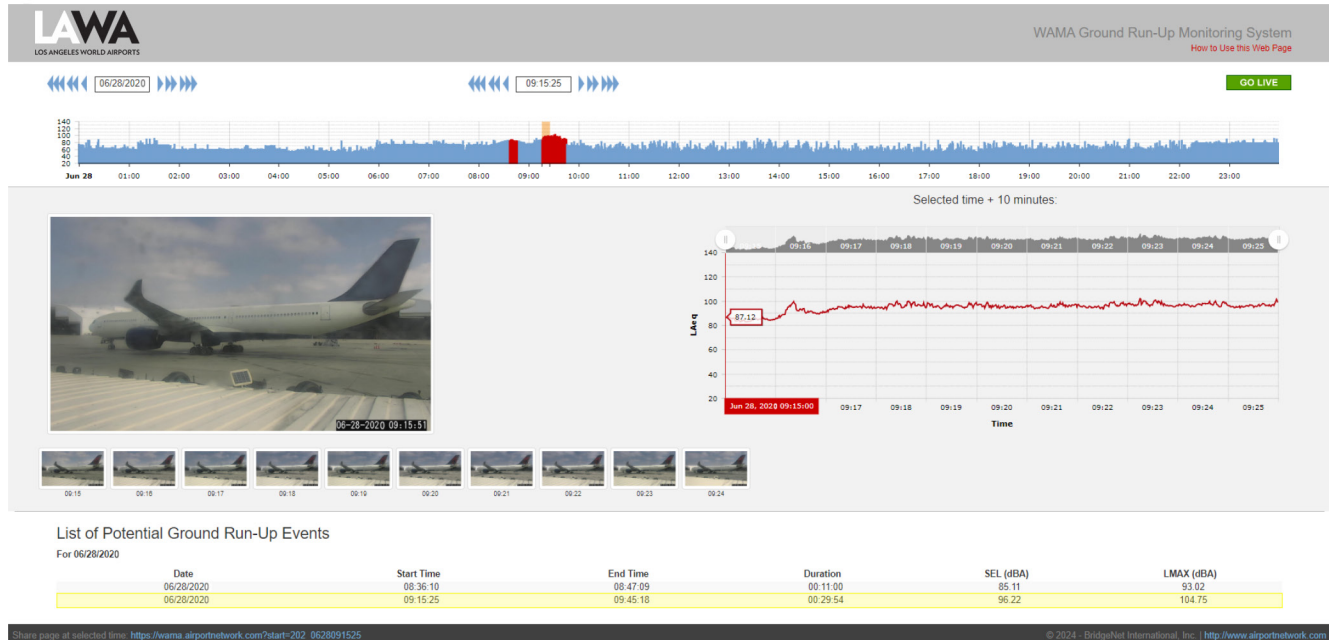


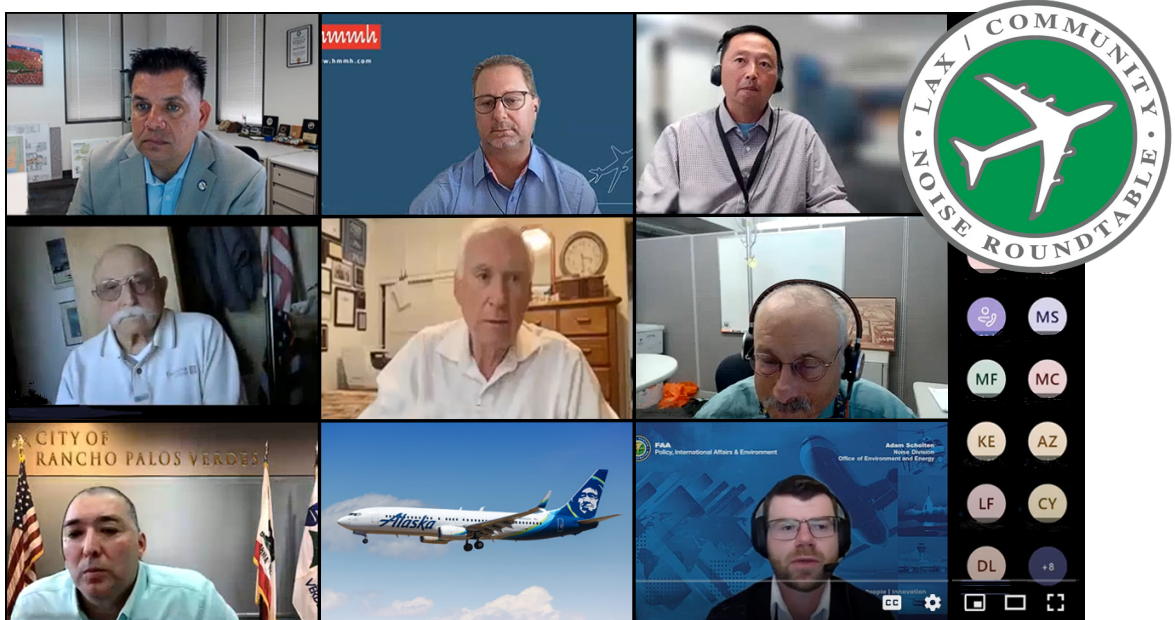
IMAGE: WAMA GROUND  
RUN-UP MONITORING  
SYSTEM.

The Engine Run-Ups element is based on compliance with maintenance engine run-up restrictions which have been in place since 1970. An engine run-up occurs when an aircraft operator turns on an engine while keeping the aircraft parked, which is necessary after performing certain types of aircraft maintenance. The compliance rate is generally very high; however, as part of its efforts to further reduce night-time noise affecting adjacent communities, LAWA, which has control over these ground operations, implemented fines in 2019 for maintenance run-up activities at LAX between 11 p.m. and 6 a.m. Airlines that comply with this noise abatement policy score highest on this element.

# Bonus Elements



**Bonus elements, unique to LAX's FQP, are intended to provide air carriers with opportunities to engage with stakeholders and take proactive measures to reduce aircraft noise.**



THE LAX/COMMUNITY NOISE ROUNDTABLE IS AN ASSOCIATION OF LOCAL COMMUNITIES, LAWA, FAA AND AIRLINE INDUSTRY REPRESENTATIVES, PARTICIPATING IN AN INTERACTIVE FORUM TO ADDRESS CURRENT NOISE ISSUES ASSOCIATED WITH LOS ANGELES INTERNATIONAL AIRPORT.

**Noise Reduction Efforts** – implementing any equipment, technology, or procedural type effort to reduce aircraft noise; (e.g. retrofitting older A320 aircraft with vortex generators).

**Stakeholder Engagement Efforts** – implementing outreach and educational efforts with stakeholders; (e.g. establishing a noise abatement education program for pilots, attending LAX/Community Noise Roundtable meetings, or engaging with other stakeholders, including FAA).

*“Alaska Airlines appreciates the Roundtable’s diverse perspectives and inclusive participation. We come away from the conversations with a better understanding of the communities’ concerns, encouraged that our fleet renewal and sustainability efforts will provide lasting effects.”*

**Lynae Craig - Director, ATM & Airfield Operations, Alaska Airlines**



# 2023 Air Carrier FQP Scores

## A-K

AIR CARRIER	CATEGORY	ELEMENT 1 Arrivals	ELEMENT 2 Fleet	ELEMENT 3 Early Turns	ELEMENT 4 East Departures	ELEMENT 5 Engine Run Ups	Bonus	Total
Aer Lingus	3	1.92	15.42	10.00	10.00	10.00		47.34
Aeromexico	2	9.65	24.30	10.00	10.00	10.00		63.95
Aerotransporte De Carga Union	3	5.38	11.84	10.00	10.00	10.00		47.22
Air Canada	2	11.29	24.37	10.00	10.00	10.00		65.66
Air France	2	1.80	21.25	9.75	10.00	10.00		52.80
Air New Zealand Limited	3	4.86	18.24	10.00	10.00	10.00		53.10
Air Premia	3	0.00	30.57	10.00	10.00	10.00		60.57
Air Tahiti Nui	3	7.74	30.56	10.00	10.00	10.00		68.30
Air Transport International	3	5.28	15.33	9.75	10.00	10.00		50.36
Airborne Express	2	4.85	15.28	9.25	10.00	10.00		49.38
Alaska Airlines	2	10.34	17.87	9.50	10.00	10.00	4	61.71
All Nippon Airways	2	1.13	28.16	10.00	10.00	10.00		59.29
Allegiant Air Inc.	2	11.62	18.83	10.00	10.00	10.00		60.45
American Airlines	1	14.21	18.89	8.25	10.00	10.00		61.35
Asiana Airlines	2	2.83	27.21	10.00	10.00	10.00		60.04
Atlas Air, Inc	3	7.63	16.86	9.50	10.00	10.00		53.99
Avianca	2	24.26	35.00	9.75	10.00	10.00		89.01
Breeze Airways	3	35.00	26.62	10.00	10.00	10.00		91.62
British Airways	2	1.16	24.07	10.00	10.00	10.00		55.23
Cargolux Airlines Int'l S.A.	3	12.63	25.14	10.00	9.75	10.00		67.52
Cathay Pacific Airways Ltd	2	8.08	21.42	10.00	10.00	10.00		59.50
China Airlines	2	2.04	18.28	10.00	10.00	10.00		50.32
China Cargo Airlines	3	9.40	18.60	10.00	10.00	10.00		58.00
China Southern Airlines	2	6.14	18.35	10.00	10.00	10.00		54.49
Condor	3	7.07	14.78	10.00	10.00	10.00		51.85
Copa Airlines	2	12.80	25.83	10.00	10.00	10.00		68.63
DAT	3	17.60	26.01	10.00	10.00	10.00		73.61
Delta Airlines	1	5.94	17.41	8.75	10.00	10.00		52.10
EI Al Israel Airlines LTD.	3	0.00	30.57	10.00	10.00	10.00		60.57
Emirates	3	0.00	32.13	10.00	10.00	10.00		62.13
EVA Airways	2	1.01	21.56	10.00	10.00	10.00		52.57
Federal Express Corporation	2	4.61	14.51	10.00	10.00	10.00		49.12
Fiji Airways	3	11.23	33.13	10.00	10.00	10.00		74.36
Flair Airlines	3	14.81	25.23	10.00	10.00	10.00		70.04
French Bee	3	0.00	33.14	10.00	10.00	10.00		63.14
Hawaiian Airlines	2	5.39	18.28	10.00	10.00	10.00		53.67
iAero Airways	3	8.80	13.67	9.50	10.00	10.00		51.97
Iberia Airlines of Spain	3	1.63	21.99	10.00	10.00	10.00		53.62
ITA Airways	3	2.23	33.13	10.00	10.00	10.00		65.36
Japan Airlines	2	2.87	26.29	10.00	10.00	10.00		59.16
Jetblue Airways	2	16.65	15.49	9.25	10.00	10.00		61.39
Kalitta Air, LLC	2	8.73	15.95	10.00	10.00	10.00		54.68
KLM Royal Dutch Airlines	3	4.80	29.40	10.00	10.00	10.00		64.20
Korean Airlines	2	7.25	26.40	10.00	10.00	10.00		63.65

# 2023 Air Carrier FQP Scores

## L – Z

AIR CARRIER	CATEGORY	ELEMENT 1 Arrivals	ELEMENT 2 Fleet	ELEMENT 3 Early Turns	ELEMENT 4 East Departures	ELEMENT 5 Engine Run Ups	Bonus	Total
Lan Chile Airlines	3	5.15	31.00	10.00	10.00	10.00		66.15
LAN Peru Airlines	3	6.57	15.33	10.00	10.00	10.00		51.90
LOT Polish Airlines	3	2.87	30.96	10.00	10.00	10.00		63.83
Lufthansa German Airlines	2	0.69	30.24	10.00	10.00	10.00		60.93
Mas Air Cargo	3	5.33	15.07	10.00	10.00	10.00		50.40
Nippon Cargo Airlines	3	5.98	29.96	10.00	10.00	10.00		65.94
Northern Air Cargo	3	8.11	19.18	10.00	10.00	10.00		57.29
Philippine Airlines	3	1.88	18.06	10.00	10.00	10.00		49.94
Polar Air Cargo	3	5.52	21.00	10.00	9.75	10.00		56.27
Qantas Airways, Ltd	2	4.00	25.43	10.00	10.00	10.00		59.43
Qatar Airways	2	1.44	28.89	10.00	10.00	10.00		60.33
SAS	3	3.78	26.72	10.00	10.00	10.00		60.50
Singapore Airlines	2	1.13	24.40	10.00	9.75	10.00		55.28
Southwest Airlines	1	11.52	17.69	7.50	10.00	10.00		56.71
Spirit Airlines	2	17.34	24.12	8.25	10.00	10.00	4	73.71
Sun Country Airlines	2	10.68	13.88	10.00	10.00	10.00		54.56
Swissair	3	0.00	18.02	10.00	10.00	10.00		48.02
Turkish Airlines	3	1.90	23.67	10.00	10.00	10.00		55.57
United Airlines	1	9.07	19.45	9.25	9.75	10.00	7	64.52
United Parcel Service	3	2.19	15.34	9.25	10.00	10.00		46.78
Virgin Atlantic Airways, LTD.	2	2.70	31.76	10.00	10.00	10.00		64.46
VivaAerobus	2	16.72	23.81	10.00	10.00	10.00		70.53
Volaris Airlines	2	34.27	32.12	9.00	10.00	10.00		95.39
WestJet	2	7.40	17.61	10.00	10.00	10.00		55.01
Zipair Tokyo	3	8.54	31.03	10.00	10.00	10.00		69.57

## Regional Airlines Performance

AIR CARRIER	ELEMENT 1 Arrivals	ELEMENT 2 Fleet	ELEMENT 3 Early Turns	ELEMENT 4 East Departures	ELEMENT 5 Engine Run Ups	Total
JSX	35.0	16.7	10.0	10.0	10.0	81.7
Horizon Air	35.0	11.2	10.0	10.0	10.0	76.2
SkyWest	35.0	11.9	8.8	10.0	10.0	75.7



# LAX FLY QUIETER PROGRAM

## 2023 Annual Report

LAWA thanks all aircraft operators at LAX who have worked to reduce noise and/or engage with stakeholders on noise issues.

Your efforts to Fly Quieter are appreciated.

To learn more about aircraft activity in specific neighborhoods, visit:  
[noiseportal.lawa.org/lax](https://noiseportal.lawa.org/lax)



Los Angeles International Airport  
One World Way  
Los Angeles, CA 90045