


Airport Police Facility

Data Received Through: December 31, 2022 - Data Source: Contractor's City Tracker Report


Prime Contractor: Hensel Phelps

Subcontractor Name	Reported Community Sponsorships	 HIRE LAX Graduates	Total Impact Workers	Total Impact and Local Workers	Total Workers	Local Hire % (Headcount)
ASSA Abloy Entrance Systems US Inc	0	0	0	1	1	100.0%
Vomar Products, Inc.	0	0	0	1	1	100.0%
T & M Projects Inc DBA T & M Construction	0	0	3	20	31	64.5%
Service Connected II Inc DBA SC Building	0	0	0	5	8	62.5%
Brightview Landscape Development Inc	0	0	3	28	46	60.9%
Pristine Service Group Construction	0	0	0	8	14	57.1%
Crown Fence CO.	0	0	0	12	22	54.5%
Eberhard Energy Systems	0	0	2	25	49	51.0%
Northstar Contracting Group Inc	0	0	0	1	2	50.0%
Polaris Electrical Co Inc	0	0	1	1	2	50.0%
Pacific Waterproofing & Restoration, Inc.	0	0	0	2	4	50.0%
Cemex Construction Materials Pacific LLC	0	0	9	23	51	45.1%
Concrete Polish Surface	0	0	0	3	7	42.9%
Matrix Environmental Inc.	0	0	0	3	7	42.9%
Streamile Fire Protection Inc	0	0	1	3	7	42.9%
Bryton Engineering and Grading, Inc.	0	0	3	20	47	42.6%
Ground Penetrating Radar System LLC	0	0	1	2	5	40.0%
Woods Commercial Door Inc.	0	0	1	2	5	40.0%
Woodbridge Glass, Inc.	0	0	2	7	19	36.8%
Martin Bros/Marcowall Inc	0	0	10	42	115	36.5%
Frank S Smith Masonry Inc	0	0	7	31	85	36.5%
Air-Tec	0	0	1	4	11	36.4%
Sasco Electric	0	0	1	4	11	36.4%
R J & J Construction Inc.	0	0	4	11	31	35.5%
Muir Chase Plumbing Co	0	0	0	12	34	35.3%
Bali Construction Inc.	0	0	9	39	111	35.1%
Anning-Johson Company	0	0	1	8	23	34.8%

Airport Police Facility

Data Received Through: December 31, 2022 - Data Source: Contractor's City Tracker Report


Prime Contractor: Hensel Phelps

Subcontractor Name	Reported Community Sponsorships	 HIRE LAX Graduates	Total Impact Workers	Total Impact and Local Workers	Total Workers	Local Hire % (Headcount)
Building Electronic Controls, Inc.	0	0	2	8	23	34.8%
Continental Marble and Tile Company	0	0	0	8	23	34.8%
Holliday Rock Co Inc	0	0	0	1	3	33.3%
Door Hangers Inc	0	0	2	3	9	33.3%
CSI Electrical Contractor, Inc.	0	0	1	4	12	33.3%
Paragon Tactical Inc	0	0	0	5	15	33.3%
ISEC Incorporated	0	0	2	6	18	33.3%
Critchfield Mechanical Inc of Southern CA	0	0	1	13	39	33.3%
Industry Drywall & Framing Inc	0	0	3	22	66	33.3%
Hensel Phelps Construction Co	0	0	18	48	144	33.3%
Rosendin Electric	0	0	13	62	189	32.8%
Best Contracting Services, Inc.	0	0	0	9	28	32.1%
Shoring Engineers	0	0	1	6	19	31.6%
San-Mar Construction Company, Inc.	0	0	3	21	67	31.3%
Ted W Page Enterprises Inc	0	0	0	4	13	30.8%
Rebar Engineering Inc.	0	0	4	27	89	30.3%
Craneveyor Corp.	0	0	1	10	33	30.3%
Veterans Engineering Services Inc	0	0	0	3	10	30.0%
Johnson & Turner Painting Company Inc	0	0	2	12	40	30.0%
DSM Construction, Inc.	0	0	2	5	17	29.4%
KDC Inc DBA Dynalectric	0	0	1	2	7	28.6%
Penhall Company	0	0	1	2	7	28.6%
Wagner Engineering & Surveying, Inc.	0	0	0	2	7	28.6%
Nevell Group	0	0	0	6	21	28.6%
C M C Rebar West	0	0	9	32	120	26.7%
Griffith Company	0	0	7	33	124	26.6%
Bomel Construction Co Inc.	0	0	21	50	193	25.9%
Service West Inc	0	0	1	9	35	25.7%

Airport Police Facility

Data Received Through: December 31, 2022 - Data Source: Contractor's City Tracker Report


Prime Contractor: Hensel Phelps

Subcontractor Name	Reported Community Sponsorships	 HIRE LAX Graduates	Total Impact Workers	Total Impact and Local Workers	Total Workers	Local Hire % (Headcount)
CMZ Excavation Inc	0	0	1	1	4	25.0%
WB Flooring Solutions	0	0	0	4	16	25.0%
West Coast Firestopping, Inc	0	0	0	2	9	22.2%
ABC Resources	0	0	0	3	14	21.4%
Power One Engineering, Inc.	0	0	1	3	14	21.4%
Cal Com Insulation Inc.	0	0	2	7	34	20.6%
D T S Enterprise Inc DBA D T S Concrete	0	0	1	1	5	20.0%
Savala Equipment Company Inc	0	0	0	1	5	20.0%
Alameda Construction Services Inc	0	0	0	2	10	20.0%
Stefan Merli Plastering Co Inc	0	0	0	4	20	20.0%
ConnorP81 Inc	0	0	1	2	11	18.2%
Surf City Steel Inc	0	0	0	2	11	18.2%
M S L Electric Inc	0	0	1	2	14	14.3%
WGJ Enterprises Inc	0	0	0	2	15	13.3%
Cal Ironworks, Inc.	0	0	0	1	8	12.5%
Karcher Firestopping, Inc	0	0	0	1	8	12.5%
Western Paving Contractors, Inc.	0	0	1	1	8	12.5%
Karcher Insulation, Inc	0	0	0	1	9	11.1%
Northwest Excavating, Inc	0	0	0	1	9	11.1%
California Boring, Inc.	0	0	0	1	11	9.1%
Badger Daylighting Corp. DBA Nevada Badger	0	0	0	0	1	0.0%
Gem Concrete Cutting & Coring	0	0	0	0	1	0.0%
Miller Equipment Company, Inc	0	0	0	0	1	0.0%
Myles Equipment Inc	0	0	0	0	1	0.0%
Nolan Excavation, Inc	0	0	0	0	1	0.0%
Taylor Sweeping Inc	0	0	0	0	1	0.0%
David L Addison DBA Addison Equipment Rental	0	0	0	0	2	0.0%
Kindness General Contractors LLC	0	0	0	0	2	0.0%

Airport Police Facility

Data Received Through: December 31, 2022 - Data Source: Contractor's City Tracker Report

Prime Contractor: Hensel Phelps

Subcontractor Name	Reported Community Sponsorships	 HIRE LAX Graduates	Total Impact Workers	Total Impact and Local Workers	Total Workers	Local Hire % (Headcount)
Matt-Chlor, Inc.	0	0	0	0	2	0.0%
Southwest Specialty Contractors LLC	0	0	0	0	2	0.0%
Boer Backhoe, Inc.	0	0	0	0	3	0.0%
Diversified Window Coverings, Inc	0	0	0	0	3	0.0%
Door Specialties Inc DBA Door Systems Inc	0	0	0	0	3	0.0%
E B S Utilities Adjusting Inc	0	0	0	0	3	0.0%
Interstate Stripping & Signs, Inc.	0	0	0	0	3	0.0%
Quick Deck Inc DBA Prefabricated Quick Deck	0	0	0	0	3	0.0%
Traffic Management, Inc.	0	0	0	0	3	0.0%
Inland Air Balance Inc	0	0	0	0	4	0.0%
Karcher Interior Systems, Inc	0	0	0	0	4	0.0%
Newman Backhoe Service Inc	0	0	0	0	4	0.0%
Nold's Equipment, Inc.	0	0	0	0	4	0.0%
Specialized Cleaning Contractors Inc	0	0	0	0	5	0.0%
C E Pickup Company Inc dba Pacific Sound Control	0	0	0	0	6	0.0%
Catrac Construction, Inc.	0	0	0	0	6	0.0%
Pavement Recycling Systems Inc	0	0	0	0	6	0.0%
Riverside Directional Drilling	0	0	0	0	6	0.0%
C G Systems Inc	0	0	0	0	7	0.0%
Coast Surveying Inc	0	0	0	0	9	0.0%
Crane Rental Service, Inc.	0	0	0	0	9	0.0%
Mitsubishi Electric US, Inc. dba Elevator	0	0	0	0	9	0.0%
Calmex Engineering, Inc.	0	0	0	0	12	0.0%
McMurray Stern LLC	0	0	0	0	14	0.0%
	0	0	162	773	2495	31.0%

Airport Police Facility

Data Received Through: December 31, 2022 - Data Source: Contractor's City Tracker Report

Prime Contractor: Hensel Phelps

Subcontractor Name	Reported Community Sponsorships	 HIRE LAX Graduates	Total Impact Workers	Total Impact and Local Workers	Total Workers	Local Hire % (Headcount)
--------------------	---------------------------------	---	----------------------	--------------------------------	---------------	--------------------------

LAX PLA Article III, Section 6 Contractor Hiring Obligations - . . . to maximize the employment of qualified local persons residing within the area of the Project, with the goal that at least 30% of each contractor's employees hired under this Agreement shall be either residents of the cities immediately adjacent to LAX or of the City of Los Angeles ("local residents"). Contractors shall develop a hiring plan and maintain records of their compliance efforts.