


American Airlines T4-5

Data Received Through: November 30, 2021 - Data Source: Contractor's LCP Tracker Report


Prime Contractor: Hensel Phelps Construction Co.

Subcontractor Name		Reported Community Sponsorships	 HIRE LAX Graduates	Total Impact Workers	Total Impact and Local Workers	Total Workers	Local Hire % (Headcount)
LA Excavating		0	0	N/A	1	1	100.0%
24 Hour Sweeping		0	0	N/A	2	2	100.0%
Bielski Specialty Services		0	0	N/A	2	2	100.0%
Mac5 Construction, LLC (Sub to Pan-Pacific Mechanical)		0	0	N/A	3	4	75.0%
TEC Management Consultants, Inc.		0	0	N/A	8	11	72.7%
Final Cleaning Solutions		0	0	N/A	26	37	70.3%
PHL, Inc dba VNSM		0	0	N/A	3	5	60.0%
MSL Electric, Inc		0	0	N/A	4	7	57.1%
S E Pipe Line Construction CO		0	0	N/A	4	7	57.1%
Rebar Engineering		0	0	N/A	9	16	56.3%
Power Plus		0	0	N/A	6	11	54.5%
Direct AV		0	0	N/A	7	13	53.8%
Koppl Pipeline Services Inc		0	0	N/A	1	2	50.0%
Lawrence W. Rosine CO.	NEW	0	0	N/A	1	2	50.0%
PG Cutting Services		0	0	N/A	1	2	50.0%
G.D. Heil, Inc		0	0	N/A	2	4	50.0%
Comet Electric		0	0	N/A	5	10	50.0%
West Coast Firestopping, Inc.		0	0	N/A	6	12	50.0%
Mega Fixture Installers, Inc.		0	0	N/A	15	32	46.9%
Safe Scaffolding		0	0	N/A	7	15	46.7%
Top End Constructors DBA Top End Terrazo		0	0	N/A	10	22	45.5%
Cosco Fire Protection		0	0	N/A	14	31	45.2%
KDC Inc DBA Dyna Electric		0	0	N/A	9	20	45.0%
The Rosalie Ellen Co DBA Subsurface Imaging		0	0	N/A	3	7	42.9%

American Airlines T4-5

Data Received Through: November 30, 2021 - Data Source: Contractor's LCP Tracker Report


Prime Contractor: Hensel Phelps Construction Co.

Subcontractor Name	Reported Community Sponsorships	 HIRE LAX Graduates	Total Impact Workers	Total Impact and Local Workers	Total Workers	Local Hire % (Headcount)
Birdi & Associates Inc	0	0	N/A	6	14	42.9%
Concrete Coring Company	0	0	N/A	7	17	41.2%
So-Cal Insulation	0	0	N/A	2	5	40.0%
Morrow-Meadows Corporation	0	0	N/A	44	111	39.6%
CSI Electrical Contractors, Inc.	0	0	N/A	7	18	38.9%
ISEC, Inc.	0	0	N/A	26	68	38.2%
Johnson & Turner Painting Co, Inc.	0	0	N/A	8	21	38.1%
Masonry Concepts, Inc.	0	0	N/A	4	11	36.4%
Building Electronic Controls, Inc.	0	0	N/A	6	17	35.3%
Cupertino Electric, Inc.	0	0	N/A	23	66	34.8%
Condon Jonson & Associates	0	0	N/A	20	59	33.9%
Environmental Construction Group (ECG)	0	0	N/A	34	101	33.7%
Karcher Firestopping, Inc	0	0	N/A	1	3	33.3%
Troyer Contracting Company, Inc.	0	0	N/A	1	3	33.3%
Paulhus Milwork Installation	0	0	N/A	2	6	33.3%
Preferred Ceilings	0	0	N/A	6	18	33.3%
Pan Pacific Mechanical LLC	0	0	N/A	14	42	33.3%
Matrix Environmental	0	0	N/A	24	72	33.3%
Performance Contracting, Inc.	0	0	N/A	61	186	32.8%
Hensel Phelps Construction-AA	0	0	N/A	37	116	31.9%
Premier Tile & Marble	0	0	N/A	13	42	31.0%
DSM Construction Inc.	0	0	N/A	4	13	30.8%
SASCO	0	0	N/A	19	63	30.2%
Ground Penetrating Radar Systems LLC	0	0	N/A	3	10	30.0%
Best Contracting Services	0	0	N/A	8	27	29.6%

American Airlines T4-5

Data Received Through: November 30, 2021 - Data Source: Contractor's LCP Tracker Report


Prime Contractor: Hensel Phelps Construction Co.

Subcontractor Name	Reported Community Sponsorships	 HIRE LAX Graduates	Total Impact Workers	Total Impact and Local Workers	Total Workers	Local Hire % (Headcount)
Architectural Glass & Aluminum	0	0	N/A	5	17	29.4%
Southern California Grading, Inc.	0	0	N/A	7	24	29.2%
Washington Iron Works	0	0	N/A	14	48	29.2%
Infinity Drywall Contracting Inc	2	2	N/A	45	156	28.8%
Psomas	0	0	N/A	2	7	28.6%
Zefiro Corporation	0	0	N/A	2	7	28.6%
R.J. & J. Construction, Inc.	0	0	N/A	4	14	28.6%
Badger Daylighting Corp	0	0	N/A	7	25	28.0%
Traffic Management Inc.	0	0	N/A	3	11	27.3%
Signature Flooring, Inc.	0	0	N/A	8	31	25.8%
Murray Company	0	0	N/A	22	87	25.3%
Assa Abloy Entrance Systems US Inc	0	0	N/A	1	4	25.0%
Siemens Industry, Inc.	0	0	N/A	1	4	25.0%
Bigge Crane and Rigging Company	0	0	N/A	2	8	25.0%
Direct AV	0	0	N/A	2	8	25.0%
Xcel Mechanical System, Inc.	0	0	N/A	12	48	25.0%
Standard Drywall, Inc	1	1	N/A	14	56	25.0%
Sterndahl Enterprises	0	0	N/A	7	29	24.1%
Martinez Steel Corp	0	0	N/A	4	17	23.5%
Derr and Isbell Construction LLC	0	0	N/A	13	60	21.7%
Southwest Steel of California, Inc	0	0	N/A	7	33	21.2%
Coast Building Products	0	0	N/A	4	19	21.1%
Griffith Company	NEW	0	N/A	7	34	20.6%
Karcher Insulation, Inc	0	0	N/A	1	5	20.0%
Connor Concrete Cutting and Coring	0	0	N/A	5	25	20.0%

American Airlines T4-5

Data Received Through: November 30, 2021 - Data Source: Contractor's LCP Tracker Report


Prime Contractor: Hensel Phelps Construction Co.

Subcontractor Name	Reported Community Sponsorships	 HIRE LAX Graduates	Total Impact Workers	Total Impact and Local Workers	Total Workers	Local Hire % (Headcount)
Critchfield Mechanical Inc of Southern CA	0	0	N/A	14	71	19.7%
Ethos Energy Field Services LLC	2	2	N/A	10	51	19.6%
Corradini Corp	0	0	N/A	4	21	19.0%
Force Demolition, INC	0	0	N/A	4	21	19.0%
Gonsalves & Santucci Inc DBA Conco Pumping	0	0	N/A	2	11	18.2%
Harwood Construction, Inc.	0	0	N/A	1	6	16.7%
BrandSafway Services	0	0	N/A	3	18	16.7%
Brymax Construction Services	0	0	N/A	3	19	15.8%
Otis Elevator	0	0	N/A	6	40	15.0%
Angelus Waterproofing & Restoration, Inc	0	0	N/A	1	7	14.3%
Cal Com Insulation, Inc	0	0	N/A	1	7	14.3%
Rouch Rebar, Inc.	0	0	N/A	2	14	14.3%
Commercial Scaffolding of CA Inc.	0	0	N/A	1	8	12.5%
Anning Johnson Company	0	0	N/A	3	24	12.5%
Commercial Scaffolding of CA	0	0	N/A	4	35	11.4%
PGC Construction Inc	0	0	N/A	1	9	11.1%
Schindler Elevator Corporation	0	0	N/A	1	12	8.3%
Mr. Crane, Inc	0	0	N/A	3	49	6.1%
Hill Crane Service, Inc.	0	0	N/A	1	22	4.5%
Applied Engineering Concepts	0	0	N/A	0	1	0.0%
Centerline Concrete Cutting	0	0	N/A	0	1	0.0%
Fastrack Rentals Inc.	0	0	N/A	0	1	0.0%
Site Solution Services, Inc.	0	0	N/A	0	1	0.0%
Verne's Plumbing Inc.	0	0	N/A	0	1	0.0%
C Below	0	0	N/A	0	2	0.0%

American Airlines T4-5

Data Received Through: November 30, 2021 - Data Source: Contractor's LCP Tracker Report

Prime Contractor: Hensel Phelps Construction Co.

Subcontractor Name	Reported Community Sponsorships	 HIRE LAX Graduates	Total Impact Workers	Total Impact and Local Workers	Total Workers	Local Hire % (Headcount)
Door Systems	0	0	N/A	0	2	0.0%
Halco Service Corp dba Halco Testing Services	0	0	N/A	0	2	0.0%
Keenan Doors	0	0	N/A	0	2	0.0%
The Door Crew Inc	0	0	N/A	0	2	0.0%
Valley Waterproofing, Inc	0	0	N/A	0	2	0.0%
Bragg Crane Service	0	0	N/A	0	3	0.0%
Karcher Interior Systems, Inc	0	0	N/A	0	3	0.0%
Pavement Recycling Systems	NEW	0	N/A	0	3	0.0%
Air Balance Co, Inc.	0	0	N/A	0	4	0.0%
Camblin Steel Service, Inc	0	0	N/A	0	4	0.0%
GMAT Inc DBA Inland Overhead Door Company	0	0	N/A	0	4	0.0%
Skycon, Inc.	0	0	N/A	0	5	0.0%
Architectural Design & Signs, Inc.	0	0	N/A	0	6	0.0%
Miller Paneling Specialties	0	0	N/A	0	6	0.0%
Matt Chlor Inc	0	0	N/A	0	7	0.0%
JLM Installations Inc.	0	0	N/A	0	8	0.0%
Vertical Access, Inc. (ECG)	0	0	N/A	0	10	0.0%
Onyx Building Group	0	0	N/A	0	16	0.0%
	5	5		793	2702	29.3%

LAX PLA Article III, Section 6 Contractor Hiring Obligations - . . . to maximize the employment of qualified local persons residing within the area of the Project, with the goal that at least 30% of each contractor's employees hired under this Agreement shall be either residents of the cities immediately adjacent to LAX or of the City of Los Angeles ("local residents"). Contractors shall develop a hiring plan and maintain records of their compliance efforts.