


## Terminal Cores and APM Interface

Data Received Through: May 31, 2021 - Data Source: City's Summary of Hiring Monthly Report


Prime Contractor: Austin Commercial

Subcontractor Name	Reported Community Sponsorships	 HIRE LAX Graduates	Total Impact Workers	Total Impact and Local Workers	Total Workers	Local Hire % (Headcount)
American National Insulation DBA Coast	0	0	0	1	1	100.0%
Brundage - Bone Concrete Pumping	0	0	0	3	3	100.0%
Commercial West Group Inc.	0	0	0	5	5	100.0%
Direct AV	0	0	0	1	1	100.0%
Final Cleaning Solutions Inc	0	0	2	4	4	100.0%
Lawrence Rosine	0	0	0	2	2	100.0%
Fryman Management	0	0	9	30	37	81.1%
24 Hours Sweeping	0	0	1	3	4	75.0%
DSM Construction Inc	0	0	1	3	4	75.0%
TEC Management Consultants Inc.	0	0	10	18	25	72.0%
Alliance Construction	0	0	0	2	3	66.7%
Better Way Plumbing	0	0	0	2	3	66.7%
Borbon Incorporated	0	0	1	1	2	50.0%
Ground Penetrating Radar Systems LLC	0	0	1	2	4	50.0%
Johnson & Turner Painting Company Inc	0	0	1	3	6	50.0%
So Cal Fence	0	0	1	2	4	50.0%
Safe Scaffolding	0	0	1	7	15	46.7%
Building Electronic Controls, Inc.	0	0	2	5	11	45.5%
Comet Electric	0	0	0	10	22	45.5%
Stefan Merli Plasterin Co Inc dba Merli Concrete	0	0	0	9	20	45.0%
Environmental Construction Group, Inc.	0	0	6	20	46	43.5%
Birdi Constructors Inc	0	0	2	7	17	41.2%
Advance Fire Protection Co Inc	0	0	1	2	5	40.0%
Corradini Corp	0	0	1	6	15	40.0%
Don H. Mahaffey Drilling CO	0	0	0	4	10	40.0%
Best Contracting Services, Inc.	0	0	0	11	28	39.3%

# Terminal Cores and APM Interface

Data Received Through: May 31, 2021 - Data Source: City's Summary of Hiring Monthly Report


Prime Contractor: Austin Commercial

Subcontractor Name	Reported Community Sponsorships	 HIRE LAX Graduates	Total Impact Workers	Total Impact and Local Workers	Total Workers	Local Hire % (Headcount)
Xcel Mechanical Systems, Inc	0	0	2	18	46	39.1%
Matrix Environmental, Inc.	0	0	3	33	85	38.8%
Elite Glazing Group Inc	0	0	0	3	8	37.5%
Infinity Drywall Contracting Inc	4	4	8	42	113	37.2%
CSI Electrical Contractors, Inc	0	0	1	10	28	35.7%
ISEC, Inc.	0	0	4	16	46	34.8%
CSA Constructors, Inc.	0	0	1	7	21	33.3%
K D C Inc DBA Dynaelectric	0	0	2	4	12	33.3%
Site Solution Services	0	0	0	1	3	33.3%
West Coast Firestopping, Inc.	0	0	1	2	6	33.3%
Morrow Meadows	0	0	2	3	10	30.0%
J Colavin & Son Inc.	0	0	0	4	14	28.6%
Rebar Engineering, Inc	0	0	4	16	56	28.6%
ARB, Inc.	0	y	4	18	64	28.1%
Murray Plumbing & Heating Corp	0	0	1	3	11	27.3%
Traffic Management Inc	0	0	2	6	22	27.3%
Limbach Company LP	0	0	1	7	26	26.9%
Perez Construction Group, Inc.	0	0	2	11	42	26.2%
CMZ Excavation Inc	0	0	1	4	16	25.0%
Rosendin Electric, Inc.	0	0	8	31	127	24.4%
G.O. Rodriguez Trucking, Inc	0	0	1	5	22	22.7%
Martin Bros/Marcowall Inc	0	0	3	11	49	22.4%
Western Industrial Contractors	0	0	1	6	27	22.2%
Control Air Conditioning Corporation	0	0	0	6	28	21.4%
Condon-Johnson & Associates, Inc	0	0	0	8	38	21.1%
P S 1 3 G Inc dba Partition Specialties	0	0	0	1	5	20.0%
Service Connected II Inc DBA SC Building Ma	0	0	0	2	10	20.0%
Streamline Fire Protection, Inc.	0	0	1	2	10	20.0%

# Terminal Cores and APM Interface


Data Received Through: May 31, 2021 - Data Source: City's Summary of Hiring Monthly Report

Prime Contractor: Austin Commercial

Subcontractor Name	Reported Community Sponsorships	 HIRE LAX Graduates	Total Impact Workers	Total Impact and Local Workers	Total Workers	Local Hire % (Headcount)
Elite Line Services Inc	0	0	1	3	16	18.8%
Danny Letner Inc DBA Letner Roofing Company	0	0	1	2	11	18.2%
Jones Sign Co, Inc.	0	0	1	1	6	16.7%
SJN Builders Inc	0	0	1	1	6	16.7%
Wolverinefire Protection Co.	0	0	1	2	12	16.7%
Brandsafway Services	0	0	0	2	13	15.4%
Performance Contracting, Inc.	1	1	2	7	47	14.9%
Aldridge Electric Inc dba Aldridge	0	0	1	1	8	12.5%
Anning-Johnson Company	0	0	2	5	42	11.9%
Bragg Investment Co Inc DBA Bragg Crane	0	0	3	20	168	11.9%
California Hi-Tech Floors, Inc	0	0	1	4	38	10.5%
L N A Concrete Estructures Inc	0	0	0	1	10	10.0%
Jordan Drywall Inc	0	0	0	1	11	9.1%
Elevators ETC	0	0	0	2	23	8.7%
ConnorP81, Inc.	0	0	0	1	13	7.7%
Schindler Elevator Corporation	0	0	0	1	15	6.7%
Jezowski & Markel Contractors, Inc	0	0	0	2	34	5.9%
A G I Marble Company Inc	0	0	0	0	3	0.0%
Air Balance Co	0	0	0	0	2	0.0%
C Below, Inc.	0	0	0	0	11	0.0%
California Construction Labor Services	0	0	0	0	1	0.0%
Cosco Fire Protection, Inc.	0	0	0	0	7	0.0%
F3 & Associates, Inc	0	0	0	0	3	0.0%
Fusion Sign & Design, Inc.	0	0	0	0	4	0.0%
G & C Equipment Corporation	0	0	0	0	5	0.0%
Karcher Insulation Inc	0	0	0	0	2	0.0%
Mike Zarp	0	0	0	0	2	0.0%
Mr Crane Inc	0	0	0	0	4	0.0%

## Terminal Cores and APM Interface

Data Received Through: May 31, 2021 - Data Source: City's Summary of Hiring Monthly Report  
 Prime Contractor: Austin Commercial

Subcontractor Name	Reported Community Sponsorships	 HIRE LAX Graduates	Total Impact Workers	Total Impact and Local Workers	Total Workers	Local Hire % (Headcount)
Pacific Architectural Woodworking, Inc.	0	0	0	0	10	0.0%
Stumbaugh & Associates, Inc.	0	0	0	0	1	0.0%
Vertical Access Inc.	0	0	0	0	8	0.0%
Veterans Engineering Services Inc.	0	0	0	0	2	0.0%
Western Allied Corporation	0	0	0	0	18	0.0%
	<b>5</b>	<b>5</b>	<b>107</b>	<b>499</b>	<b>1798</b>	<b>27.8%</b>

**LAX PLA Article III, Section 6 Contractor Hiring Obligations** - . . . to maximize the employment of qualified local persons residing within the area of the Project, with the goal that at least 30% of each contractor's employees hired under this Agreement shall be either residents of the cities immediately adjacent to LAX or of the City of Los Angeles ("local residents"). Contractors shall develop a hiring plan and maintain records of their compliance efforts.