


Terminal Cores and APM Interface

Data Received Through: January 31, 2021 - Data Source: City's Summary of Hiring Monthly Report


Prime Contractor: Austin Commercial

Subcontractor Name		Reported Community Sponsorships	 HIRE LAX Graduates	Total Impact Workers	Total Impact and Local Workers	Total Workers	Local Hire % (Headcount)
Commercial West Group Inc.		0	0	0	5	5	100.0%
Brundage - Bone Concrete Pumping		0	0	0	3	3	100.0%
Lawrence Rosine		0	0	0	2	2	100.0%
American National Insulation DBA Coast		0	0	0	1	1	100.0%
Direct AV		0	0	0	1	1	100.0%
Fryman Management		0	0	8	25	32	78.1%
24 Hours Sweeping		0	0	1	3	4	75.0%
TEC Management Consultants Inc.		0	0	9	17	24	70.8%
Alliance Construction		0	0	0	2	3	66.7%
Better Way Plumbing		0	0	0	2	3	66.7%
Morrow Meadows		0	0	2	2	3	66.7%
Johnson & Turner Painting Company Inc	NEW	0	0	1	3	5	60.0%
So Cal Fence		0	0	1	2	4	50.0%
Borbon Incorporated		0	0	1	1	2	50.0%
Comet Electric		0	0	0	10	21	47.6%
Stefan Merli Plasterin Co Inc dba Merli Concrete		0	0	0	9	19	47.4%
Safe Scaffolding		0	0	1	5	11	45.5%
Building Electronic Controls, Inc.		0	0	2	4	9	44.4%
Environmental Construction Group, Inc.		0	0	6	20	46	43.5%
Best Contracting Services, Inc.		0	0	0	6	14	42.9%
CSI Electrical Contractors, Inc		0	0	0	6	14	42.9%
Elite Glazing Group Inc		0	0	0	3	7	42.9%
Corradini Corp		0	0	1	6	15	40.0%
Advance Fire Protection Co Inc		0	0	1	2	5	40.0%
Matrix Environmental, Inc.		0	0	3	33	85	38.8%
Infinity Drywall Contracting Inc		4	4	8	40	109	36.7%

Terminal Cores and APM Interface

Data Received Through: January 31, 2021 - Data Source: City's Summary of Hiring Monthly Report


Prime Contractor: Austin Commercial

Subcontractor Name	Reported Community Sponsorships	 HIRE LAX Graduates	Total Impact Workers	Total Impact and Local Workers	Total Workers	Local Hire % (Headcount)
Birdi Constructors Inc	0	0	2	4	11	36.4%
Limbach Company LP	0	0	1	4	11	36.4%
ISEC, Inc.	0	0	3	13	39	33.3%
CSA Constructors, Inc.	0	0	1	7	21	33.3%
K D C Inc DBA Dynaelectric	0	0	2	4	12	33.3%
Ground Penetrating Radar Systems LLC	0	0	1	1	3	33.3%
Site Solution Services	0	0	0	1	3	33.3%
Rebar Engineering, Inc	0	0	4	16	51	31.4%
Xcel Mechanical Systems, Inc	0	0	2	9	30	30.0%
J Colavin & Son Inc.	0	0	0	4	14	28.6%
Murray Plumbing & Heating Corp	0	0	1	3	11	27.3%
Traffic Management Inc	0	0	1	4	16	25.0%
SJN Builders Inc	0	0	1	1	4	25.0%
ARB, Inc.	0	0	2	13	56	23.2%
CMZ Excavation Inc	0	0	1	3	13	23.1%
G.O. Rodriguez Trucking, Inc	0	0	1	5	22	22.7%
Martin Bros/Marcowall Inc	0	0	1	7	31	22.6%
Control Air Conditioning Corporation	0	0	0	6	28	21.4%
Condon-Johnson & Associates, Inc	0	0	0	8	38	21.1%
Perez Construction Group, Inc.	0	0	1	8	38	21.1%
Rosendin Electric, Inc.	0	0	5	21	102	20.6%
Service Connected II Inc DBA SC Building Ma	0	0	0	2	10	20.0%
Streamline Fire Protection, Inc.	0	0	1	2	10	20.0%
P S 1 3 G Inc dba Partition Specialties	0	0	0	1	5	20.0%
West Coast Firestopping, Inc.	NEW	0	0	1	5	20.0%
Elite Line Services Inc	0	0	1	3	16	18.8%
Jones Sign Co, Inc.	0	0	1	1	6	16.7%
Brandsafway Services	0	0	0	2	13	15.4%

Terminal Cores and APM Interface


Data Received Through: January 31, 2021 - Data Source: City's Summary of Hiring Monthly Report

Prime Contractor: Austin Commercial

Subcontractor Name	Reported Community Sponsorships	 HIRE LAX Graduates	Total Impact Workers	Total Impact and Local Workers	Total Workers	Local Hire % (Headcount)
Aldridge Electric Inc dba Aldridge	0	0	1	1	7	14.3%
ConnorP81, Inc.	0	0	0	1	7	14.3%
California Hi-Tech Floors, Inc	0	0	0	3	24	12.5%
Elevators ETC	0	0	0	2	16	12.5%
Anning-Johnson Company	0	0	0	3	25	12.0%
Danny Letner Inc DBA Letner Roofing Company	0	0	1	1	9	11.1%
Wolverinefire Protection Co.	0	0	0	1	9	11.1%
Bragg Investment Co Inc DBA Bragg Crane	0	0	2	11	104	10.6%
L N A Concrete Estructures Inc	0	0	0	1	10	10.0%
Western Industrial Contractors	0	0	0	1	10	10.0%
Jordan Drywall Inc	0	0	0	1	11	9.1%
Performance Contracting, Inc.	1	1	1	2	25	8.0%
Jezowski & Markel Contractors, Inc	0	0	0	2	34	5.9%
Western Allied Corporation	0	0	0	0	18	0.0%
C Below, Inc.	0	0	0	0	11	0.0%
Pacific Architectural Woodworking, Inc.	0	0	0	0	10	0.0%
Vertical Access Inc.	0	0	0	0	8	0.0%
Cosco Fire Protection, Inc.	0	0	0	0	7	0.0%
Schindler Elevator Corporation	NEW	0	0	0	5	0.0%
Fusion Sign & Design, Inc.	0	0	0	0	4	0.0%
G & C Equipment Corporation	0	0	0	0	4	0.0%
Mr Crane Inc	0	0	0	0	4	0.0%
A G I Marble Company Inc	0	0	0	0	3	0.0%
F3 & Associates, Inc	0	0	0	0	3	0.0%
Air Balance Co	0	0	0	0	2	0.0%
Karcher Insulation Inc	0	0	0	0	2	0.0%
Veterans Engineering Services Inc.	0	0	0	0	2	0.0%
California Construction Labor Services	0	0	0	0	1	0.0%

Terminal Cores and APM Interface

Data Received Through: January 31, 2021 - Data Source: City's Summary of Hiring Monthly Report
 Prime Contractor: Austin Commercial

Subcontractor Name	Reported Community Sponsorships	 HIRE LAX Graduates	Total Impact Workers	Total Impact and Local Workers	Total Workers	Local Hire % (Headcount)
Stumbaugh & Associates, Inc.	0	0	0	0	1	0.0%
	5	5	83	397	1442	27.5%

LAX PLA Article III, Section 6 Contractor Hiring Obligations - . . . to maximize the employment of qualified local persons residing within the area of the Project, with the goal that at least 30% of each contractor's employees hired under this Agreement shall be either residents of the cities immediately adjacent to LAX or of the City of Los Angeles ("local residents"). Contractors shall develop a hiring plan and maintain records of their compliance efforts.