


Intermodal Transportation Facility West

Data Received Through: January 31, 2021 - Data Source: Contractor's LCP Tracker Report


Prime Contractor: Swinerton

Subcontractor Name	Reported Community Sponsorships	 HIRE LAX Graduates	Total Impact Workers	Total Impact and Local Workers	Total Workers	Local Hire % (Headcount)
West Coast Fire Stopping Inc		0	1	3	3	100.0%
CA Signs		0	0	2	2	100.0%
Pan-Pacific Mechanical	NEW	0	0	2	2	100.0%
Hammer Down Transportation		0	4	10	13	76.9%
TEC Management Consultants Inc		0	6	10	13	76.9%
Bonas Company		0	0	2	3	66.7%
Dinamic Modular Construction		0	0	2	3	66.7%
Wagner Engineering & Survey Inc		0	0	5	8	62.5%
Fryman Management Inc.		0	1	3	5	60.0%
Direct AV		0	0	7	12	58.3%
24 Hour Sweeping, Inc		0	1	4	7	57.1%
Sterndahl Enterprises		0	1	5	9	55.6%
City Commercial Plumbing		0	1	13	26	50.0%
Birdi Inc dba Birdi & Associates, Inc.		0	2	5	10	50.0%
Hubcity Trucking LLC		0	0	5	10	50.0%
Stonerock Tile, Inc		0	0	5	10	50.0%
Danny Letner Inc dba Letner Roofing Company		0	1	2	4	50.0%
Geotechnical Professionals Inc.		0	2	2	4	50.0%
Barbold Services LLC		0	0	1	2	50.0%
Kehoe Testing & Engineering, Inc.		0	0	1	2	50.0%
Precision Air Balance		0	0	1	2	50.0%
Borbon, Inc		0	1	23	49	46.9%
Southern California Grading Inc		0	4	19	42	45.2%
Polaris Electric Co, Inc.		0	3	4	9	44.4%
Pierre Landscape, Inc		0	1	10	23	43.5%
Environmental Construction Group, Inc.		0	6	37	86	43.0%

Intermodal Transportation Facility West

Data Received Through: January 31, 2021 - Data Source: Contractor's LCP Tracker Report


Prime Contractor: Swinerton

Subcontractor Name		Reported Community Sponsorships	 HIRE LAX Graduates	Total Impact Workers	Total Impact and Local Workers	Total Workers	Local Hire % (Headcount)
Patriot Environmental Services		0	0	1	6	14	42.9%
Building Electronic Controls, Inc.		0	0	3	8	19	42.1%
Jones Sign Co, Inc.		0	0	1	5	12	41.7%
Elite Glazing Group, Inc.		0	0	1	4	10	40.0%
Quality Construction services, LLC		0	0	1	4	10	40.0%
Citadel EHS		0	0	0	2	5	40.0%
Streamline Integration	NEW	0	0	1	2	5	40.0%
Woods Commercial Door, Inc.		0	0	1	2	5	40.0%
R.J. & J Construction Inc		0	0	5	13	33	39.4%
Crown Fence		0	0	0	13	34	38.2%
JMH Engineering and Construction		0	0	3	11	29	37.9%
CMZ Excavation Inc		0	0	1	4	11	36.4%
T&M Construction		0	0	1	5	14	35.7%
Taft Electric Company		0	0	5	23	68	33.8%
Excel Paving Company		0	0	0	9	27	33.3%
Psomas		0	0	0	4	12	33.3%
ABC Resources, Inc.		0	0	0	1	3	33.3%
Hixson Backhoe Services, Inc.		0	0	0	1	3	33.3%
Subsurface Imaging		0	0	0	1	3	33.3%
Bali Construction		0	0	4	31	96	32.3%
Morrow Meadows Corporation		0	0	10	62	194	32.0%
Frank S Smith Masonry		0	0	4	31	100	31.0%
RMA Group		0	0	1	3	10	30.0%
Mike Zarp, Inc.		0	0	3	10	34	29.4%
Pacific Steel Group		0	0	12	93	322	28.9%
Shambaugh & Son, LP		0	0	0	4	14	28.6%
Sign Industries, Inc.		0	0	0	2	7	28.6%
Penhall Company		0	0	1	4	15	26.7%

Intermodal Transportation Facility West

Data Received Through: January 31, 2021 - Data Source: Contractor's LCP Tracker Report


Prime Contractor: Swinerton

Subcontractor Name		Reported Community Sponsorships	 HIRE LAX Graduates	Total Impact Workers	Total Impact and Local Workers	Total Workers	Local Hire % (Headcount)
Swinerton Builders		7	7	24	108	409	26.4%
Best Contracting Services, Inc.		0	0	1	5	19	26.3%
GECTWO, Inc		0	0	1	4	16	25.0%
Interior Resources Inc dba Coomercial Interior Resources		0	0	0	3	12	25.0%
Custom Modular Services Corporation		0	0	0	1	4	25.0%
EER, Inc.	NEW	0	0	0	1	4	25.0%
Ondatje Contracting Inc.		0	0	1	1	4	25.0%
The JV Land Clearing		0	0	0	3	13	23.1%
Connor Concrete Cutting & Coring		0	0	1	2	9	22.2%
Moran Consulting Corporation		0	0	0	2	9	22.2%
All American Asphalt		0	0	1	4	19	21.1%
Schindler Elevator Corporation		0	0	0	4	19	21.1%
Murray Company		0	0	1	15	73	20.5%
Eberhard		0	0	0	1	5	20.0%
Traffic Management, Inc.		0	0	0	4	21	19.0%
Thermalair, Inc.		0	0	0	2	12	16.7%
Vertical Access, Inc		0	0	1	2	12	16.7%
Cowelco		0	0	3	6	38	15.8%
Gonsalves & Santucci Inc dba Conco Pumping		0	0	1	4	28	14.3%
Western Allied Corporation		0	0	0	1	7	14.3%
Marne Construction, Inc.		0	0	0	10	78	12.8%
Reliable Construction Services, LLC		0	0	0	1	8	12.5%
Maxim Crane Works		0	0	0	2	18	11.1%
Pavement Recycling Systems, Inc		0	0	0	1	9	11.1%
C Below Inc		0	0	1	1	29	3.4%
PCI		0	0	0	0	23	0.0%
Torrent Resources		0	0	0	0	11	0.0%
Bragg Crane Service		0	0	0	0	10	0.0%

Intermodal Transportation Facility West

Data Received Through: January 31, 2021 - Data Source: Contractor's LCP Tracker Report


Prime Contractor: Swinerton

Subcontractor Name		Reported Community Sponsorships	 HIRE LAX Graduates	Total Impact Workers	Total Impact and Local Workers	Total Workers	Local Hire % (Headcount)
Calcoast Steel, Inc	NEW	0	0	0	0	4	0.0%
Harpers Backhoe Service Inc		0	0	0	0	4	0.0%
JLM Installation, Inc		0	0	0	0	4	0.0%
Matt Chlor Inc		0	0	0	0	3	0.0%
N.M.N. Construction, Inc.		0	0	0	0	3	0.0%
Sherrin Glass & Metal, Inc.	NEW	0	0	0	0	3	0.0%
Terra Pave		0	0	0	0	3	0.0%
2R Drilling, Inc.		0	0	0	0	2	0.0%
Accurate Line Locating, Inc.		0	0	0	0	2	0.0%
Advanced Trucking Services, Inc.		0	0	0	0	2	0.0%
Commercial Scaffolding of CA, Inc.	NEW	0	0	0	0	2	0.0%
Karcher Firestopping, Inc	NEW	0	0	0	0	2	0.0%
Koppl Pipeline Services		0	0	0	0	2	0.0%
Lonestar West Services LLC		0	0	0	0	2	0.0%
Preferred Construction Specialist, Inc.		0	0	0	0	2	0.0%
Savala Equipment CO		0	0	0	0	2	0.0%
Cardno, Inc.		0	0	0	0	1	0.0%
Century Sweeping		0	0	0	0	1	0.0%
D&D Laser Screed		0	0	0	0	1	0.0%
Karcher Interior Systems, Inc.		0	0	0	0	1	0.0%
LA Excavating Inc dba Alward Equipment Rental		0	0	0	0	1	0.0%
Martin Bros./Marcowall, Inc.		0	0	0	0	1	0.0%
Miller Equipment Co		0	0	0	0	1	0.0%
Moran Manhole Builders Inc.		0	0	0	0	1	0.0%
Nor Cal Pipeline		0	0	0	0	1	0.0%
P & E Insulation Inc		0	0	0	0	1	0.0%
Washington Iron Works	NEW	0	0	0	0	1	0.0%

Intermodal Transportation Facility West

Data Received Through: January 31, 2021 - Data Source: Contractor's LCP Tracker Report

Prime Contractor: Swinerton

Subcontractor Name		Reported Community Sponsorships	 HIRE LAX Graduates	Total Impact Workers	Total Impact and Local Workers	Total Workers	Local Hire % (Headcount)
Haasco, Inc.	NEW	0	0	0	0	1	0.0%
		7	7	130	729	2441	29.9%

LAX PLA Article III, Section 6 Contractor Hiring Obligations - . . . to maximize the employment of qualified local persons residing within the area of the Project, with the goal that at least 30% of each contractor's employees hired under this Agreement shall be either residents of the cities immediately adjacent to LAX or of the City of Los Angeles ("local residents"). Contractors shall develop a hiring plan and maintain records of their compliance efforts.