


## American Airlines T4-5

Data Received Through: August 31, 2021 - Data Source: Contractor's LCP Tracker Report


Prime Contractor: Hensel Phelps Construction Co.

Subcontractor Name		Reported Community Sponsorships	 HIRE LAX Graduates	Total Impact Workers	Total Impact and Local Workers	Total Workers	Local Hire % (Headcount)
Karcher Firestopping, Inc		0	0	N/A	1	1	100.0%
LA Excavating		0	0	N/A	1	1	100.0%
24 Hour Sweeping		0	0	N/A	2	2	100.0%
Bielski Specialty Services		0	0	N/A	2	2	100.0%
TEC Management Consultants, Inc.		0	0	N/A	8	11	72.7%
Final Cleaning Solutions		0	0	N/A	26	37	70.3%
PHL, Inc dba VNSM		0	0	N/A	3	5	60.0%
S E Pipe Line Construction CO		0	0	N/A	4	7	57.1%
Rebar Engineering		0	0	N/A	9	16	56.3%
Direct AV		0	0	N/A	7	13	53.8%
Koppl Pipeline Services Inc		0	0	N/A	1	2	50.0%
Mac5 Construction, LLC (Sub to Pan-Pacific Mechanical)	NEW	0	0	N/A	1	2	50.0%
G.D. Heil, Inc		0	0	N/A	2	4	50.0%
Comet Electric		0	0	N/A	5	10	50.0%
Power Plus		0	0	N/A	5	10	50.0%
Mega Fixture Installers, Inc.		0	0	N/A	15	32	46.9%
Concrete Coring Company		0	0	N/A	7	15	46.7%
Safe Scaffolding		0	0	N/A	7	15	46.7%
Cosco Fire Protection		0	0	N/A	14	30	46.7%
Top End Constructors DBA Top End Terrazo		0	0	N/A	10	22	45.5%
KDC Inc DBA Dyna Electric		0	0	N/A	9	20	45.0%
ISEC, Inc.		0	0	N/A	26	59	44.1%
The Rosalie Ellen Co DBA Subsurface Imaging		0	0	N/A	3	7	42.9%
West Coast Firestopping, Inc.		0	0	N/A	3	7	42.9%

## American Airlines T4-5

Data Received Through: August 31, 2021 - Data Source: Contractor's LCP Tracker Report


Prime Contractor: Hensel Phelps Construction Co.

Subcontractor Name		Reported Community Sponsorships	 HIRE LAX Graduates	Total Impact Workers	Total Impact and Local Workers	Total Workers	Local Hire % (Headcount)
Birdi & Associates Inc		0	0	N/A	6	14	42.9%
Morrow-Meadows Corporation		0	0	N/A	42	100	42.0%
So-Cal Insulation		0	0	N/A	2	5	40.0%
CSI Electrical Contractors, Inc.		0	0	N/A	6	16	37.5%
Johnson & Turner Painting Co, Inc.		0	0	N/A	7	19	36.8%
Masonry Concepts, Inc.		0	0	N/A	4	11	36.4%
Cupertino Electric, Inc.		0	0	N/A	23	66	34.8%
Pan Pacific Mechanical LLC		0	0	N/A	14	41	34.1%
Karcher Insulation, Inc		0	0	N/A	1	3	33.3%
PGC Construction Inc	NEW	0	0	N/A	1	3	33.3%
Bigge Crane and Rigging Company		0	0	N/A	2	6	33.3%
Paulhus Milwork Installation		0	0	N/A	2	6	33.3%
DSM Construction Inc.		0	0	N/A	4	12	33.3%
Building Electronic Controls, Inc.		0	0	N/A	5	15	33.3%
Condon Jonson & Associates		0	0	N/A	19	57	33.3%
Matrix Environmental		0	0	N/A	24	72	33.3%
Performance Contracting, Inc.		0	0	N/A	57	175	32.6%
Hensel Phelps Construction-AA		0	0	N/A	36	114	31.6%
Standard Drywall, Inc	NEW	1	1	N/A	11	35	31.4%
Environmental Construction Group (ECG)		0	0	N/A	30	96	31.3%
Xcel Mechanical System, Inc.		0	0	N/A	9	29	31.0%
Infinity Drywall Contracting Inc		2	2	N/A	40	133	30.1%
Badger Daylighting Corp		0	0	N/A	3	10	30.0%
Washington Iron Works		0	0	N/A	14	47	29.8%
Best Contracting Services		0	0	N/A	8	27	29.6%

## American Airlines T4-5

Data Received Through: August 31, 2021 - Data Source: Contractor's LCP Tracker Report


Prime Contractor: Hensel Phelps Construction Co.

Subcontractor Name	Reported Community Sponsorships	 HIRE LAX Graduates	Total Impact Workers	Total Impact and Local Workers	Total Workers	Local Hire % (Headcount)
Architectural Glass & Aluminum	0	0	N/A	5	17	29.4%
Southern California Grading, Inc.	0	0	N/A	7	24	29.2%
Ground Penetrating Radar Systems LLC	0	0	N/A	2	7	28.6%
Psomas	0	0	N/A	2	7	28.6%
Coast Building Products	0	0	N/A	4	14	28.6%
Premier Tile & Marble	0	0	N/A	11	39	28.2%
Traffic Management Inc.	0	0	N/A	3	11	27.3%
SASCO	0	0	N/A	15	55	27.3%
Murray Company	0	0	N/A	21	79	26.6%
Signature Flooring, Inc.	0	0	N/A	8	31	25.8%
Assa Abloy Entrance Systems US Inc	0	0	N/A	1	4	25.0%
Siemens Industry, Inc.	0	0	N/A	1	4	25.0%
Direct AV	0	0	N/A	2	8	25.0%
Sterndahl Enterprises	0	0	N/A	7	29	24.1%
Martinez Steel Corp	0	0	N/A	4	17	23.5%
R.J. & J. Construction, Inc.	0	0	N/A	3	13	23.1%
Derr and Isbell Construction LLC	0	0	N/A	13	60	21.7%
Brymax Construction Services	0	0	N/A	3	15	20.0%
Connor Concrete Cutting and Coring	0	0	N/A	5	25	20.0%
Critchfield Mechanical Inc of Southern CA	0	0	N/A	14	70	20.0%
Ethos Energy Field Services LLC	2	2	N/A	10	51	19.6%
Corradini Corp	0	0	N/A	4	21	19.0%
Gonsalves & Santucci Inc DBA Conco Pumping	0	0	N/A	2	11	18.2%
Angelus Waterproofing & Restoration, Inc	0	0	N/A	1	6	16.7%
Force Demolition, INC	0	0	N/A	1	6	16.7%

## American Airlines T4-5

Data Received Through: August 31, 2021 - Data Source: Contractor's LCP Tracker Report


Prime Contractor: Hensel Phelps Construction Co.

Subcontractor Name		Reported Community Sponsorships	 HIRE LAX Graduates	Total Impact Workers	Total Impact and Local Workers	Total Workers	Local Hire % (Headcount)
Harwood Construction, Inc.		0	0	N/A	1	6	16.7%
Otis Elevator		0	0	N/A	6	40	15.0%
Rouch Rebar, Inc.		0	0	N/A	2	14	14.3%
Southwest Steel of California, Inc		0	0	N/A	4	28	14.3%
Commercial Scaffolding of CA Inc.		0	0	N/A	1	8	12.5%
Anning Johnson Company		0	0	N/A	3	24	12.5%
Schindler Elevator Corporation		0	0	N/A	1	12	8.3%
Mr. Crane, Inc		0	0	N/A	2	35	5.7%
Hill Crane Service, Inc.		0	0	N/A	1	22	4.5%
Commercial Scaffolding of CA		0	0	N/A	1	29	3.4%
Camblin Steel Service, Inc		0	0	N/A	0	1	0.0%
Fastrack Rentals Inc.		0	0	N/A	0	1	0.0%
PG Cutting Services	NEW	0	0	N/A	0	1	0.0%
Site Solution Services, Inc.		0	0	N/A	0	1	0.0%
Verne's Plumbing Inc.		0	0	N/A	0	1	0.0%
C Below		0	0	N/A	0	2	0.0%
Halco Service Corp dba Halco Testing Services		0	0	N/A	0	2	0.0%
Keenan Doors		0	0	N/A	0	2	0.0%
The Door Crew Inc		0	0	N/A	0	2	0.0%
Bragg Crane Service		0	0	N/A	0	3	0.0%
Karcher Interior Systems, Inc		0	0	N/A	0	3	0.0%
Air Balance Co, Inc.		0	0	N/A	0	4	0.0%
GMAT Inc DBA Inland Overhead Door Company		0	0	N/A	0	4	0.0%
JLM Installations Inc.		0	0	N/A	0	5	0.0%
Matt Chlor Inc		0	0	N/A	0	5	0.0%

## American Airlines T4-5

Data Received Through: August 31, 2021 - Data Source: Contractor's LCP Tracker Report

Prime Contractor: Hensel Phelps Construction Co.

Subcontractor Name	Reported Community Sponsorships	 HIRE LAX Graduates	Total Impact Workers	Total Impact and Local Workers	Total Workers	Local Hire % (Headcount)
Preferred Ceilings	0	0	N/A	0	5	0.0%
Skycon, Inc.	0	0	N/A	0	5	0.0%
Architectural Design & Signs, Inc.	0	0	N/A	0	6	0.0%
Miller Paneling Specialties	0	0	N/A	0	6	0.0%
Vertical Access, Inc. (ECG)	0	0	N/A	0	10	0.0%
	<b>5</b>	<b>5</b>		<b>712</b>	<b>2353</b>	<b>30.3%</b>

**LAX PLA Article III, Section 6 Contractor Hiring Obligations** - . . . to maximize the employment of qualified local persons residing within the area of the Project, with the goal that at least 30% of each contractor's employees hired under this Agreement shall be either residents of the cities immediately adjacent to LAX or of the City of Los Angeles ("local residents"). Contractors shall develop a hiring plan and maintain records of their compliance efforts.