


Terminal Cores and APM Interface

Data Received Through: October 31, 2020 - Data Source: City's Summary of Hiring Monthly Report


Prime Contractor: Austin Commercial

Subcontractor Name		Reported Community Sponsorships	 HIRE LAX Graduates	Total Impact Workers	Total Impact and Local Workers	Total Workers	Local Hire % (Headcount)
Brundage - Bone Concrete Pumping		0	0	0	5	5	100.0%
Commercial West Group Inc.		0	0	0	3	3	100.0%
Direct AV		0	0	0	2	2	100.0%
Lawrence Rosine		0	0	0	1	1	100.0%
Fryman Management		0	0	7	22	28	78.6%
24 Hours Sweeping		0	0	1	3	4	75.0%
TEC Management Consultants Inc.		0	0	9	17	24	70.8%
Alliance Construction		0	0	0	2	3	66.7%
Better Way Plumbing		0	0	0	2	3	66.7%
Limbach Company LP		0	0	1	3	5	60.0%
Birdi Constructors Inc		0	0	2	4	8	50.0%
Borbon Incorporated		0	0	1	2	4	50.0%
So Cal Fence		0	0	1	1	2	50.0%
Comet Electric		0	0	0	10	21	47.6%
Building Electronic Controls, Inc.		0	0	2	4	9	44.4%
Environmental Construction Group, Inc.		0	0	6	20	46	43.5%
Best Contracting Services, Inc.	NEW	0	0	0	6	14	42.9%
CSI Electrical Contractors, Inc		0	0	0	6	14	42.9%
Corradini Corp		0	0	1	5	12	41.7%
Stefan Merli Plasterin Co Inc dba Merli Concrete		0	0	0	5	12	41.7%
Advance Fire Protection Co Inc		0	0	1	2	5	40.0%
Matrix Environmental, Inc.		0	0	3	31	80	38.8%
ISEC, Inc.		0	0	3	13	35	37.1%
Infinity Drywall Contracting Inc		4	4	8	39	108	36.1%
CSA Constructors, Inc.		0	0	1	7	21	33.3%
Ground Penetrating Radar Systems LLC		0	0	2	4	12	33.3%

Terminal Cores and APM Interface

Data Received Through: October 31, 2020 - Data Source: City's Summary of Hiring Monthly Report


Prime Contractor: Austin Commercial

Subcontractor Name	Reported Community Sponsorships	 HIRE LAX Graduates	Total Impact Workers	Total Impact and Local Workers	Total Workers	Local Hire % (Headcount)
KDC Inc DBA Dynaelectric	0	0	1	1	3	33.3%
Site Solution Services	0	0	0	1	3	33.3%
Rebar Engineering, Inc	0	0	3	13	44	29.5%
J Colavin & Son Inc.	0	0	0	4	14	28.6%
Xcel Mechanical Systems, Inc	0	0	0	5	18	27.8%
Martin Bros/Marcowall Inc	0	0	1	6	22	27.3%
Murray Plumbing & Heating Corp	0	0	1	3	11	27.3%
CMZ Excavation Inc	0	0	1	4	16	25.0%
Traffic Management Inc	0	0	1	3	12	25.0%
G.O. Rodriguez Trucking, Inc	0	0	1	5	22	22.7%
Control Air Conditioning Corporation	0	0	0	6	28	21.4%
Perez Construction Group, Inc.	0	0	1	7	33	21.2%
P S 1 3 G Inc dba Partition Specialties	0	0	0	2	10	20.0%
Service Connected II Inc DBA SC Building Ma	0	0	1	2	10	20.0%
Streamline Fire Protection, Inc.	0	0	0	1	5	20.0%
Rosendin Electric, Inc.	0	0	4	20	101	19.8%
Elite Line Services Inc	0	0	1	3	16	18.8%
California Hi-Tech Floors, Inc	0	0	0	3	18	16.7%
ConnorP81, Inc.	0	0	0	1	6	16.7%
Danny Letner Inc DBA Letner Roofing Company	0	0	1	1	6	16.7%
Jones Sign Co, Inc.	0	0	1	1	6	16.7%
Brandsafway Services	0	0	0	2	13	15.4%
Aldridge Electric Inc dba Aldridge	0	0	2	6	42	14.3%
ARB, Inc.	0	0	1	1	7	14.3%
Anning-Johnson Company	0	0	0	3	24	12.5%
Elevators ETC	0	0	0	1	8	12.5%
Bragg Investment Co Inc DBA Bragg Crane	0	0	2	13	114	11.4%
Western Industrial Contractors	0	0	0	1	9	11.1%

Terminal Cores and APM Interface

Data Received Through: October 31, 2020 - Data Source: City's Summary of Hiring Monthly Report

Prime Contractor: Austin Commercial

Subcontractor Name	Reported Community Sponsorships	 HIRE LAX Graduates	Total Impact Workers	Total Impact and Local Workers	Total Workers	Local Hire % (Headcount)
Condon-Johnson & Associates, Inc	0	0	0	2	20	10.0%
Jordan Drywall Inc	0	0	0	1	11	9.1%
Jezowski & Markel Contractors, Inc	0	0	0	1	15	6.7%
Air Balance Co	0	0	0	0	11	0.0%
C Below, Inc.	0	0	0	0	10	0.0%
California Construction Labor Services	0	0	0	0	8	0.0%
Cosco Fire Protection, Inc.	0	0	0	0	7	0.0%
F3 & Associates, Inc	0	0	0	0	6	0.0%
Fusion Sign & Design, Inc.	0	0	0	0	4	0.0%
G & C Equipment Corporation	0	0	0	0	4	0.0%
L N A Concrete Estructures Inc	0	0	0	0	2	0.0%
Mr Crane Inc	0	0	0	0	2	0.0%
Pacific Architectural Woodworking, Inc.	0	0	0	0	1	0.0%
Performance Contracting, Inc.	1	1	0	0	1	0.0%
Stumbaugh & Associates, Inc.	0	0	0	0	1	0.0%
Veterans Engineering Services Inc.	0	0	0	0	1	0.0%
	5	5	72	342	1206	28.4%

LAX PLA Article III, Section 6 Contractor Hiring Obligations - . . . to maximize the employment of qualified local persons residing within the area of the Project, with the goal that at least 30% of each contractor's employees hired under this Agreement shall be either residents of the cities immediately adjacent to LAX or of the City of Los Angeles ("local residents"). Contractors shall develop a hiring plan and maintain records of their compliance efforts.