


LAMP Automated People Mover Project

Data Received Through: November 30, 2020 - Data Source: Contractor's LCP Tracker Report


Prime Contractor: LINXS

Subcontractor Name	Reported Community Sponsorships	 HIRE LAX Graduates	Total Impact Workers	Total Impact and Local Workers	Total Workers	Local Hire % (Headcount)
Gaul & Gaul dba Craftsman Concrete Cutting	0	0	0	1	1	100.0%
Hammer Down Transportation Inc	0	0	0	1	1	100.0%
Crown Fence Company	0	0	0	3	4	75.0%
Kehoe Engineering & Testing, Inc.	0	0	1	3	4	75.0%
Zolnay Insulation Inc	0	0	0	3	4	75.0%
24 Hour Sweeping, Inc.	0	0	1	6	8	75.0%
Pacific Drilling Company	0	0	2	9	13	69.2%
Fryman Management Inc	1	0	15	74	110	67.3%
Badger Daylighting	0	0	0	1	2	50.0%
Koppl Pipeline Services	0	0	0	1	2	50.0%
Group Delta	0	0	0	2	4	50.0%
ABC Liovin Drilling Inc	0	0	1	8	16	50.0%
Matrix Environmental	0	0	3	59	134	44.0%
Belcastro Construction Management	0	0	2	3	7	42.9%
JT Winsatt Contracting Company	0	0	0	3	7	42.9%
LINXS Constructors	6	6	49	187	452	41.4%
Miller Equipment Rental	0	0	4	9	23	39.1%
Comet Electric	1	0	1	38	98	38.8%
Cosco Fire Protection	1	1	1	15	39	38.5%
Rosendin Electric	1	1	15	42	113	37.2%
Techno Coatings Inc	0	0	2	11	30	36.7%
Penhall Company	0	0	1	4	11	36.4%
RJ & J Construction Inc	0	0	5	9	25	36.0%
Concrete Coring Company	0	0	2	7	20	35.0%
Crosstown Electric & Data Inc.	0	0	0	1	3	33.3%

LAMP Automated People Mover Project

Data Received Through: November 30, 2020 - Data Source: Contractor's LCP Tracker Report


Prime Contractor: LINXS

Subcontractor Name	Reported Community Sponsorships	 HIRE LAX Graduates	Total Impact Workers	Total Impact and Local Workers	Total Workers	Local Hire % (Headcount)
The JV Land Clearing Company Inc	0	0	0	5	15	33.3%
Frank S. Smith Masonry Inc.	0	0	3	17	53	32.1%
Norcal Pipeline Services	1	1	3	21	68	30.9%
The Culver Group	0	0	4	4	13	30.8%
Building Electronic Controls	0	0	1	3	10	30.0%
Pan-Pacific Mechanical	0	0	2	19	65	29.2%
Bill Carr Surveys, Inc.	0	0	1	4	14	28.6%
Lucas Builders	0	0	3	9	32	28.1%
Legacy Foundations	0	0	11	22	80	27.5%
Halco Testing Services	0	0	1	1	4	25.0%
Hixson Backhoe Service Inc	0	0	0	1	4	25.0%
Industrial High Voltage	0	0	0	1	4	25.0%
ISEC Inc	NEW	0	1	1	4	25.0%
Rebar Engineering	0	0	0	1	4	25.0%
Smithson Electric	0	0	0	1	4	25.0%
Veterans Engineering Services Inc.	0	0	0	3	12	25.0%
Sequoia Consultants, Inc.	0	0	2	11	47	23.4%
Sterndahl Enterprises, Inc	0	0	2	10	46	21.7%
Century Sweeping	0	0	1	3	14	21.4%
Bagatelos Architectural Glass Systems	0	0	0	1	5	20.0%
Connor Concrete Cutting & Coring	0	0	1	1	5	20.0%
Pre-Fab Builders Inc.	0	0	3	9	49	18.4%
Allied Steel Co. Inc,	0	0	0	1	6	16.7%
Site Solution Services, Inc.	0	0	0	1	6	16.7%
2R Drilling	0	0	0	2	12	16.7%
Tahlequah Rebar Info	0	0	1	5	30	16.7%

LAMP Automated People Mover Project

Data Received Through: November 30, 2020 - Data Source: Contractor's LCP Tracker Report


Prime Contractor: LINXS

Subcontractor Name	Reported Community Sponsorships	 HIRE LAX Graduates	Total Impact Workers	Total Impact and Local Workers	Total Workers	Local Hire % (Headcount)
Integrity Rebar Placers	0	0	1	13	79	16.5%
Malcolm Drilling	0	0	1	3	19	15.8%
CMC Rebar West	NEW	0	3	11	72	15.3%
Dywidag Systems International	0	0	0	3	20	15.0%
Red Hawk Services	0	0	1	2	15	13.3%
Standard Drywall Inc.	0	0	1	1	9	11.1%
G & F Concrete Cutting	0	0	1	2	22	9.1%
ADF Structural Steel	0	0	0	1	13	7.7%
Chavan Trucking	0	0	0	1	14	7.1%
C Below Inc	1	1	1	1	16	6.3%
Diversified Production Services, Inc.	0	0	0	1	17	5.9%
Maxim Crane LP	0	0	0	1	28	3.6%
Shaw & Sons Inc.	0	0	0	1	33	3.0%
Bragg Crane Service	0	0	0	1	44	2.3%
ARS Construction Services, Inc. dba Concrete Cutters International	0	0	0	0	1	0.0%
CMZ Excavation, Inc.	NEW	0	0	0	1	0.0%
Ground Penetrating Radar Systems LLC	0	0	0	0	1	0.0%
JT Excavating	0	0	0	0	1	0.0%
Matt Chlor Inc	0	0	0	0	1	0.0%
Maxwell's Backhoe Inc DBA MBI Excavation (Sub to Pan-Pacific Mechanical)	0	0	0	0	1	0.0%
Merli Concrete Pumping	0	0	0	0	1	0.0%
R.J. Lalonde Inc	0	0	0	0	1	0.0%
Terry Rhodes Backhoe Service Inc.	0	0	0	0	1	0.0%
W Contracting Corporation	0	0	0	0	1	0.0%
A-Gas US Inc., dba Rapid Recovery	0	0	0	0	2	0.0%
Fastrack Rentals	0	0	0	0	2	0.0%

LAMP Automated People Mover Project

Data Received Through: November 30, 2020 - Data Source: Contractor's LCP Tracker Report

Prime Contractor: LINXS

Subcontractor Name	Reported Community Sponsorships	 HIRE LAX Graduates	Total Impact Workers	Total Impact and Local Workers	Total Workers	Local Hire % (Headcount)
Mr Crane	0	0	0	0	2	0.0%
ACE Concrete Cutting, Inc.	0	0	0	0	3	0.0%
David L. Addison dba Addison Equipment Rental	0	0	0	0	3	0.0%
Traffic Loops Crackfilling Inc.	0	0	0	0	3	0.0%
Corpro Companies	NEW	0	0	0	4	0.0%
Del Secco Diamond Core & Saw Inc.	0	0	0	0	4	0.0%
NMN Construction	0	0	0	0	4	0.0%
The LKR Group, Inc.	0	0	0	0	4	0.0%
Barneys Hole Digging	0	0	0	0	5	0.0%
Dean's Certifies Welding Inc.	0	0	0	0	5	0.0%
Torrent Resources (CA) Inc	0	0	0	0	6	0.0%
Bragg Heavy Transport	0	0	0	0	7	0.0%
Cascade Drilling LP	0	0	0	0	7	0.0%
Hipp Wrap Containment	0	0	0	0	7	0.0%
Nevell Group Inc	0	0	0	0	9	0.0%
Commercial Scaffolding of CA Inc	0	0	0	0	10	0.0%
H.D. Construction Equipment Inc. (HDCE)	0	0	0	0	12	0.0%
Reliable Construction Services LLC	0	0	0	0	18	0.0%
Vertical Access, Inc	0	0	0	0	19	0.0%
Baryeh Construction	0	0	0	0	20	0.0%
	12	10	154	699	2304	30.3%

LAX PLA Article III, Section 6 Contractor Hiring Obligations - . . . to maximize the employment of qualified local persons residing within the area of the Project, with the goal that at least 30% of each contractor's employees hired under this Agreement shall be either residents of the cities immediately adjacent to LAX or of the City of Los Angeles ("local residents"). Contractors shall develop a hiring plan and maintain records of their compliance efforts.