


## Intermodal Transportation Facility West

Data Received Through: November 30, 2020 - Data Source: Contractor's LCP Tracker Report


Prime Contractor: Swinerton

Subcontractor Name	Reported Community Sponsorships	 HIRE LAX Graduates	Total Impact Workers	Total Impact and Local Workers	Total Workers	Local Hire % (Headcount)	
West Coast Fire Stopping Inc	0	0	1	1	1	100.0%	
CA Signs	0	0	0	2	2	100.0%	
Hammer Down Transportation	0	0	4	10	11	90.9%	
Polaris Electric Co, Inc.	0	0	3	4	5	80.0%	
TEC Management Consultants Inc	0	0	6	10	13	76.9%	
Bonas Company	0	0	0	2	3	66.7%	
Dinamic Modular Construction	0	0	0	2	3	66.7%	
Direct AV	0	0	0	4	6	66.7%	
Wagner Engineering & Survey Inc	0	0	0	5	8	62.5%	
Fryman Management Inc.	0	0	1	3	5	60.0%	
24 Hour Sweeping, Inc	0	0	1	4	7	57.1%	
Sterndahl Enterprises	0	0	1	5	9	55.6%	
Building Electronic Controls, Inc.	0	0	3	7	13	53.8%	
Barbold Services LLC	0	0	0	1	2	50.0%	
Kehoe Testing & Engineering, Inc.	0	0	0	1	2	50.0%	
Subsurface Imaging	NEW	0	0	0	1	2	50.0%
Elite Glazing Group, Inc.	NEW	0	0	0	2	4	50.0%
Birdi Inc dba Birdi & Associates, Inc.	0	0	2	5	10	50.0%	
Hubcity Trucking LLC	0	0	0	5	10	50.0%	
City Commercial Plumbing	0	0	1	13	26	50.0%	
Southern California Grading Inc	0	0	4	19	42	45.2%	
Pierre Landscape, Inc	0	0	1	10	23	43.5%	
Patriot Environmental Services	0	0	1	6	14	42.9%	
Environmental Construction Group, Inc.	0	0	6	35	82	42.7%	
Borbon, Inc	0	0	1	13	31	41.9%	
Citadel EHS	0	0	0	2	5	40.0%	

# Intermodal Transportation Facility West

Data Received Through: November 30, 2020 - Data Source: Contractor's LCP Tracker Report


Prime Contractor: Swinerton

Subcontractor Name		Reported Community Sponsorships	 HIRE LAX Graduates	Total Impact Workers	Total Impact and Local Workers	Total Workers	Local Hire % (Headcount)
Quality Construction services, LLC	NEW	0	0	1	2	5	40.0%
Woods Commercial Door, Inc.		0	0	1	2	5	40.0%
Crown Fence		0	0	0	13	33	39.4%
R.J. & J Construction Inc		0	0	5	13	33	39.4%
JMH Engineering and Construction		0	0	3	11	29	37.9%
CMZ Excavation Inc		0	0	1	4	11	36.4%
T&M Construction		0	0	1	5	14	35.7%
Bali Construction		0	0	4	29	83	34.9%
Taft Electric Company		0	0	5	23	68	33.8%
ABC Resources, Inc.	NEW	0	0	0	1	3	33.3%
Eberhard		0	0	0	1	3	33.3%
Geotechnical Professionals Inc.		0	0	1	1	3	33.3%
Hixson Backhoe Services, Inc.		0	0	0	1	3	33.3%
Psomas		0	0	0	4	12	33.3%
Excel Paving Company		0	0	0	9	27	33.3%
Morrow Meadows Corporation		0	0	9	54	164	32.9%
Shambaugh & Son, LP		0	0	0	4	13	30.8%
RMA Group		0	0	1	3	10	30.0%
Schindler Elevator Corporation		0	0	0	3	10	30.0%
Mike Zarp, Inc.		0	0	3	10	34	29.4%
Pacific Steel Group		0	0	12	93	322	28.9%
Sign Industries, Inc.		0	0	0	2	7	28.6%
Swinerton Builders		7	7	24	107	390	27.4%
Frank S Smith Masonry		0	0	4	26	95	27.4%
Best Contracting Services, Inc.		0	0	1	5	19	26.3%
Danny Letner Inc dba Letner Roofing Company		0	0	0	1	4	25.0%
Interior Resources Inc dba Coomercial Interior Resources		0	0	0	3	12	25.0%
Penhall Company		0	0	1	3	12	25.0%

## Intermodal Transportation Facility West

Data Received Through: November 30, 2020 - Data Source: Contractor's LCP Tracker Report


Prime Contractor: Swinerton

Subcontractor Name	Reported Community Sponsorships	 HIRE LAX Graduates	Total Impact Workers	Total Impact and Local Workers	Total Workers	Local Hire % (Headcount)
The JV Land Clearing	0	0	0	3	13	23.1%
Connor Concrete Cutting & Coring	0	0	1	2	9	22.2%
Moran Consulting Corporation	0	0	0	2	9	22.2%
All American Asphalt	0	0	1	4	19	21.1%
Murray Company	0	0	1	15	73	20.5%
Traffic Management, Inc.	0	0	0	4	21	19.0%
Thermalair, Inc.	0	0	0	2	11	18.2%
Vertical Access, Inc	0	0	0	1	6	16.7%
Cowelco	0	0	3	6	38	15.8%
Gonsalves & Santucci Inc dba Conco Pumping	0	0	1	4	28	14.3%
Marne Construction, Inc.	0	0	0	10	78	12.8%
Reliable Construction Services, LLC	0	0	0	1	8	12.5%
Pavement Recycling Systems, Inc	0	0	0	1	9	11.1%
Maxim Crane Works	0	0	0	2	18	11.1%
C Below Inc	0	0	1	1	29	3.4%
Cardno, Inc.	0	0	0	0	1	0.0%
Century Sweeping	0	0	0	0	1	0.0%
D&D Laser Screed	0	0	0	0	1	0.0%
LA Excavating Inc dba Alward Equipment Rental	0	0	0	0	1	0.0%
Martin Bros./Marcowall, Inc.	0	0	0	0	1	0.0%
Miller Equipment Co	0	0	0	0	1	0.0%
Moran Manhole Builders Inc.	0	0	0	0	1	0.0%
Nor Cal Pipeline	0	0	0	0	1	0.0%
P & E Insulation Inc	0	0	0	0	1	0.0%
Precision Air Balance	NEW	0	0	0	1	0.0%
2R Drilling, Inc.	0	0	0	0	2	0.0%
Accurate Line Locating, Inc.	0	0	0	0	2	0.0%
Advanced Trucking Services, Inc.	0	0	0	0	2	0.0%

## Intermodal Transportation Facility West

Data Received Through: November 30, 2020 - Data Source: Contractor's LCP Tracker Report

Prime Contractor: Swinerton

Subcontractor Name	Reported Community Sponsorships	 HIRE LAX Graduates	Total Impact Workers	Total Impact and Local Workers	Total Workers	Local Hire % (Headcount)
Koppl Pipeline Services	0	0	0	0	2	0.0%
Lonestar West Services LLC	0	0	0	0	2	0.0%
Ondatje Contracting Inc.	NEW	0	0	0	2	0.0%
Preferred Construction Specialist, Inc.	NEW	0	0	0	2	0.0%
Savala Equipment CO	0	0	0	0	2	0.0%
Harpers Backhoe Service Inc	0	0	0	0	3	0.0%
Matt Chlor Inc	0	0	0	0	3	0.0%
N.M.N. Construction, Inc.	0	0	0	0	3	0.0%
Terra Pave	0	0	0	0	3	0.0%
JLM Installation, Inc	0	0	0	0	4	0.0%
Torrent Resources	0	0	0	0	10	0.0%
PCI	0	0	0	0	23	0.0%
	7	7	121	663	2207	30.0%

**LAX PLA Article III, Section 6 Contractor Hiring Obligations** - . . . to maximize the employment of qualified local persons residing within the area of the Project, with the goal that at least 30% of each contractor's employees hired under this Agreement shall be either residents of the cities immediately adjacent to LAX or of the City of Los Angeles ("local residents"). Contractors shall develop a hiring plan and maintain records of their compliance efforts.