


Midfield Satellite Course North

Data Received Through: January 31, 2020- Data Source: Contractor's LCP Tracker Report


Prime Contractor: Turner-PCL

Subcontractor Name	Reported Community Sponsorships	 HIRE LAX Graduates	Total Impact Workers	Total Local Workers	Total Workers	Local Hire % (Headcount)
American Air Balance Co., Inc.	0	0	1	3	3	100.0%
Cosco Fire Protection	0	0	0	1	1	100.0%
Global Diversified Voltage Services	0	0	1	1	1	100.0%
Palp Inc., dba Excel Paving Company	0	0	0	1	1	100.0%
L.Riley Trucking	0	0	2	24	31	77.4%
XL Fire Protection	0	0	2	9	13	69.2%
SR BRAY LLC dba Power Plus	0	0	0	2	3	66.7%
El Prado Cleaning Service Inc	0	0	0	23	36	63.9%
LA Excavating, Inc. dba Alward Equipment	0	0	4	19	31	61.3%
PCL Construction Services - A/TPJV	16	6	12	41	67	61.2%
Birdi & Associates, Inc.	0	0	3	10	17	58.8%
KDC Inc., dba Dynalectric	0	0	9	34	62	54.8%
Control Air Conditioning Corp.	3	1	3	43	81	53.1%
24 Hour Sweeping, Inc.	0	0	1	7	14	50.0%
AGI Marble Company, Inc.	0	0	0	6	12	50.0%
Building Electronic Controls, Inc.	1	0	3	13	26	50.0%
Cor-Ray Painting Co.	0	0	0	6	12	50.0%
Direct AV	0	0	2	9	18	50.0%
Elite Terminal Services	0	0	0	1	2	50.0%
Thyssenkrupp Airport Systems, Inc.	0	0	1	1	2	50.0%
West Coast Firestopping, Inc.	0	0	2	7	14	50.0%
Glow Electric	0	0	3	6	13	46.2%
SE Pipeline Construction	0	0	2	12	26	46.2%
TeraBand Technologies, Inc.	1	1	4	31	68	45.6%

Midfield Satellite Course North

Data Received Through: January 31, 2020- Data Source: Contractor's LCP Tracker Report


Prime Contractor: Turner-PCL

Subcontractor Name	Reported Community Sponsorships	 HIRE LAX Graduates	Total Impact Workers	Total Local Workers	Total Workers	Local Hire % (Headcount)
Comet Electric	0	0	1	18	42	42.9%
Diversified Production Services, Inc.	0	0	5	15	35	42.9%
GEC2	0	0	10	53	124	42.7%
California Earth Transport, Inc.	0	0	14	72	171	42.1%
Safe Scaffolding	0	0	5	15	36	41.7%
Techno Coatings	0	0	0	7	17	41.2%
Apex Cabling Inc	0	0	1	2	5	40.0%
Bielski Specialty Services, Inc.	0	0	0	2	5	40.0%
Conti Corporation	0	0	0	6	15	40.0%
Smoke Guard California Inc.	NEW	0	1	2	5	40.0%
R&R Masonry, Inc.	0	0	2	13	33	39.4%
Vellutini Corp dba Royal Electric Company	0	0	1	13	33	39.4%
Murrco Construction, Inc.	2	0	3	20	51	39.2%
San-Mar Construction Co., Inc.	3	0	4	36	92	39.1%
CSI Electrical Contractors, Inc.	0	0	2	7	18	38.9%
Infinity Drywall Contracting, Inc.	1	1	0	5	13	38.5%
Alameda Construction Services, Inc.	0	0	3	13	34	38.2%
Pan-Pacific Mechanical	0	0	0	11	29	37.9%
Borbon, Inc.	0	0	4	21	56	37.5%
Top End Constructors	0	0	0	18	48	37.5%
RJ&J Construction, Inc.	0	0	3	11	30	36.7%
Alert Insulation Co., Inc.	0	0	1	8	22	36.4%
Blue Iron Foundations & Shoring LLC	0	0	2	4	11	36.4%
Environmental Construction Group, Inc.	0	0	1	12	33	36.4%
Tahlequah Steel	0	0	5	18	50	36.0%

Midfield Satellite Course North

Data Received Through: January 31, 2020- Data Source: Contractor's LCP Tracker Report


Prime Contractor: Turner-PCL

Subcontractor Name	Reported Community Sponsorships	 HIRE LAX Graduates	Total Impact Workers	Total Local Workers	Total Workers	Local Hire % (Headcount)
Steve Bubalo Construction Co.	2	0	6	14	39	35.9%
Helix Electric, Inc.	1	1	18	109	304	35.9%
Martinez Steel Corporation	0	0	1	29	81	35.8%
Courtney Inc.	0	0	0	5	14	35.7%
ISEC, Inc.	1	1	12	44	124	35.5%
Penhall Company	0	0	3	28	80	35.0%
Taft Electric Company	0	0	7	22	63	34.9%
McDonough Construction Rentals, Inc.	0	0	1	8	23	34.8%
PCL Construction B- Tunnel/Concrete	0	0	4	10	29	34.5%
NorthStar Contracting Group, Inc.	0	0	0	12	35	34.3%
Saddleback Waterproofing	0	0	2	12	35	34.3%
Crown Fence Co.	0	0	1	15	45	33.3%
Granstrom Masonry Inc	0	0	0	8	24	33.3%
Muhlhauser Steel, Inc.	0	0	3	23	69	33.3%
Northwest Excavating, Inc.	0	0	0	1	3	33.3%
Upland Contracting, Inc.	0	0	0	2	6	33.3%
Valley Waterproofing, Inc.	0	0	0	1	3	33.3%
Granite Construction Company	4	1	25	117	364	32.1%
Southwest Steel of California, Inc.	0	0	2	25	78	32.1%
Gonsalves & Santucci dba Conco	3	1	14	115	361	31.9%
Mike Zarp, Inc.	0	0	3	13	41	31.7%
Sign Age Identity Systems, Inc.	0	0	1	6	19	31.6%
Best Contracting Services, Inc.	0	0	9	60	191	31.4%
Anning-Johnson Company	1	0	4	16	51	31.4%
South Coast Specialty Construction	0	0	0	5	16	31.3%

Midfield Satellite Course North

Data Received Through: January 31, 2020- Data Source: Contractor's LCP Tracker Report


Prime Contractor: Turner-PCL

Subcontractor Name	Reported Community Sponsorships	 HIRE LAX Graduates	Total Impact Workers	Total Local Workers	Total Workers	Local Hire % (Headcount)
Cowelco	1	0	2	9	29	31.0%
Concrete Coring Company	0	0	1	8	26	30.8%
Premier Tile & Marble	0	0	1	12	39	30.8%
Malcolm Drilling Co., Inc.	0	0	4	20	66	30.3%
Wolverine Fire Protection Co	4	4	7	18	60	30.0%
Gerdau Reinforcing Steel	4	0	9	47	157	29.9%
NOR-CAL Pipeline Services	0	0	2	20	67	29.9%
Zolnay Insulation, Inc.	0	0	0	9	31	29.0%
McGuire Contracting, Inc.	2	1	7	63	219	28.8%
Machado & Sons Construction, Inc.	0	0	1	2	7	28.6%
Pacific Waterproofing & Restoration	0	0	0	2	7	28.6%
Performance Contracting, Inc.	0	0	28	113	397	28.5%
Shoring Engineers	0	0	4	39	139	28.1%
Merli Concrete Pumping	0	0	0	5	18	27.8%
Bagatelos Glass Systems, Inc.	3	1	1	13	47	27.7%
Brady Company	0	0	2	10	37	27.0%
Griffith Company	2	0	16	73	271	26.9%
Coast Insulation Contractor, Inc. dba Coast Building Products	0	0	0	6	23	26.1%
LNA Concrete Structures, Inc.	0	0	3	8	31	25.8%
Bryton Engineering & Grading, Inc. dba Premiere	0	0	1	9	35	25.7%
Otis Elevator Company	0	0	4	32	127	25.2%
A Power Sweeping, Inc.	0	0	0	1	4	25.0%
Farwest Insulation Contracting	0	0	2	3	12	25.0%
Karcher Insulation, Inc.	0	0	1	2	8	25.0%
Kellar Sweeping, Inc.	0	0	0	1	4	25.0%

Midfield Satellite Course North

Data Received Through: January 31, 2020- Data Source: Contractor's LCP Tracker Report


Prime Contractor: Turner-PCL

Subcontractor Name	Reported Community Sponsorships	 HIRE LAX Graduates	Total Impact Workers	Total Local Workers	Total Workers	Local Hire % (Headcount)
PG Cutting Services	1	0	0	2	8	25.0%
Silverado Tile and Stone, Inc.	0	0	0	3	12	25.0%
Sterndahl Enterprises, Inc.	0	0	2	10	40	25.0%
Throop Lightweight Fill, Inc.	0	0	0	1	4	25.0%
W.A. Rasic Construction Company, Inc.	0	0	0	2	8	25.0%
Zefiro Corporation	0	0	0	2	8	25.0%
Limbach Company LC	0	0	6	42	174	24.1%
Karcher Interiors Systems, Inc.	2	2	1	5	21	23.8%
Signature Flooring, Inc.	0	0	1	10	42	23.8%
Traffic Management, Inc.	0	0	0	5	21	23.8%
Allied Steel Co., Inc.	1	1	4	20	87	23.0%
Schuff Steel	4	1	9	45	199	22.6%
Conco Pumping, Inc.	1	0	1	7	31	22.6%
Applied Engineering Concepts	0	0	0	2	9	22.2%
Cleveland Marble LP	0	0	0	7	32	21.9%
Commercial Scaffolding of CA, Inc.	0	0	0	6	29	20.7%
Crown Corr, Inc.	0	0	2	8	39	20.5%
Air Conditioning Control Systems, Inc.	0	0	0	1	5	20.0%
Austin Enterprise	0	0	0	10	50	20.0%
Bill Carr Surveys, Inc.	0	0	0	1	5	20.0%
GeoDesign, Inc.	0	0	2	3	15	20.0%
Nold's Equipment	0	0	1	1	5	20.0%
TechCorr USA Management, LLC	0	0	0	1	5	20.0%
Blois Construction, Inc.	2	1	2	10	52	19.2%
Rosendin Electric Inc	0	0	1	3	16	18.8%

Midfield Satellite Course North

Data Received Through: January 31, 2020- Data Source: Contractor's LCP Tracker Report


Prime Contractor: Turner-PCL

Subcontractor Name	Reported Community Sponsorships	 HIRE LAX Graduates	Total Impact Workers	Total Local Workers	Total Workers	Local Hire % (Headcount)
Orange County Plastering Company	1	1	5	12	67	17.9%
Bigge Crane and Rigging Co.	0	0	2	3	17	17.6%
Corradini Corp	0	0	1	3	18	16.7%
KM3N-B dba Terra-Petra	0	0	0	1	6	16.7%
Vertical Access, Inc.	0	0	1	9	56	16.1%
RMA Group, Inc.	0	0	1	5	35	14.3%
Rouch Rebar, Inc.	0	0	0	1	7	14.3%
RR Leonard Company	0	0	0	1	7	14.3%
Integrity Rebar Placers	0	0	0	2	15	13.3%
Ampco North, Inc.	0	0	0	1	8	12.5%
Martin Integrated	0	0	0	6	48	12.5%
Pfeiler & Associates Engineers, Inc.	0	0	0	2	16	12.5%
RJ Lalonde, Inc.	0	0	2	2	16	12.5%
Sequoia Consultants Inc	0	0	0	3	24	12.5%
Murray Company	0	0	1	11	90	12.2%
Martin Bros./Marcowall, Inc.	0	0	1	2	18	11.1%
J.R. Construction	0	0	0	1	11	9.1%
Bragg Crane Service	0	0	1	8	95	8.4%
Doty Bros. Construction Co.	0	0	1	1	12	8.3%
Savala Equipment Company, Inc.	0	0	0	2	24	8.3%
Badger Daylighting	0	0	0	2	25	8.0%
Reliable Construction Services, LLC	0	0	0	1	15	6.7%
United Riggers & Erectors, Inc.	0	0	0	1	20	5.0%
Addison Equipment Rental	0	0	0	0	2	0.0%
Antigo Construction, Inc.	0	0	0	0	2	0.0%

Midfield Satellite Course North

Data Received Through: January 31, 2020- Data Source: Contractor's LCP Tracker Report


Prime Contractor: Turner-PCL

Subcontractor Name	Reported Community Sponsorships	 HIRE LAX Graduates	Total Impact Workers	Total Local Workers	Total Workers	Local Hire % (Headcount)
ARS Construction Services, Inc. dba Concrete Cutting Intl.	0	0	0	0	2	0.0%
Ayala Boring, Inc.	0	0	0	0	11	0.0%
B & I Equipment Rental	0	0	0	0	1	0.0%
BHC Crane, LLC	0	0	0	0	18	0.0%
Cascade Drilling, LP	0	0	0	0	5	0.0%
CATTRAC Construction	0	0	0	0	1	0.0%
Cell Crete Corporation Inc	0	0	0	0	8	0.0%
Century Sweeping, Inc.	0	0	0	0	3	0.0%
Cindy Trump Inc., dba Lindy's Cold Planing	0	0	0	0	2	0.0%
Connor Concrete Cutting and Coring	0	0	0	0	12	0.0%
Crane Rental Service, Inc.	0	0	0	0	42	0.0%
D7 Consulting Inc.	0	0	0	0	6	0.0%
Dean's Certified Welding, Inc.	0	0	0	0	19	0.0%
DSM Construction Inc.	0	0	0	0	2	0.0%
ECCO Equipment Corporation	0	0	0	0	1	0.0%
Electro Construction Corp	0	0	0	0	4	0.0%
Exsell Sales Associates Inc	0	0	0	0	4	0.0%
FasTrack Rentals, Inc.	0	0	0	0	2	0.0%
Fine Grade Equipment, Inc.	0	0	0	0	11	0.0%
G and S Mechanical USA, Inc.	0	0	0	0	5	0.0%
G&F Concrete Cutting, Inc.	0	0	0	0	1	0.0%
Golden State Boring & Pipe Jacking, Inc.	0	0	0	0	4	0.0%
Griffin Contract Dewatering, LLC	0	0	0	0	5	0.0%
HMT Electric Inc	0	0	0	0	2	0.0%
Hydraulic Crane LLC	0	0	0	0	5	0.0%

Midfield Satellite Course North

Data Received Through: January 31, 2020- Data Source: Contractor's LCP Tracker Report

Prime Contractor: Turner-PCL

Subcontractor Name	Reported Community Sponsorships	 HIRE LAX Graduates	Total Impact Workers	Total Local Workers	Total Workers	Local Hire % (Headcount)	
JLM Installation	0	0	0	0	1	0.0%	
Karcher Firestopping, Inc.	0	0	0	0	1	0.0%	
Koppl Pipeline Services, Inc.	0	0	0	0	4	0.0%	
L2 Specialties, Inc	0	0	0	0	2	0.0%	
Matt Chlor, Inc.	0	0	0	0	3	0.0%	
Maxim Crane Works	0	0	0	0	25	0.0%	
MB Professional Service, Inc.	0	0	0	0	8	0.0%	
Mitsubishi Electric US, Inc.	0	0	0	0	4	0.0%	
Mr. Crane, Inc.	0	0	0	0	27	0.0%	
Newman Backhoe Service, Inc.	0	0	0	0	6	0.0%	
Pavement Recycling Systems	0	0	0	0	7	0.0%	
PCI	17	10	0	0	5	0.0%	
PSC Industrial Outsourcing LP	0	0	0	0	7	0.0%	
Socal Pacific Construction Corp. dba National Coating & Lining Co.	0	0	0	0	11	0.0%	
SteelPro Specialties	0	0	0	0	2	0.0%	
Straight Up Surveying, Inc	0	0	0	0	2	0.0%	
The Door Crew, Inc.	0	0	0	0	4	0.0%	
Trademark Hoist Inc	0	0	0	0	3	0.0%	
Ultra Welding, Inc.	0	0	0	0	6	0.0%	
Veterans Engineering Services Inc	0	0	0	0	3	0.0%	
Warren Collins & Associates, dba Collins Company	0	0	0	0	4	0.0%	
WMB & Associates	0	0	0	0	3	0.0%	
Won-Door Corporation	0	0	0	0	5	0.0%	
NMN Construction	NEW	0	0	0	1	0.0%	
		84	35	383	2224	7412	30.0%

Midfield Satellite Course North

Data Received Through: January 31, 2020- Data Source: Contractor's LCP Tracker Report

Prime Contractor: Turner-PCL

Subcontractor Name	Reported Community Sponsorships	 HIRE LAX Graduates	Total Impact Workers	Total Local Workers	Total Workers	Local Hire % (Headcount)
--------------------	---------------------------------	---	----------------------	---------------------	---------------	--------------------------

LAX PLA Article III, Section 6 Contractor Hiring Obligations - . . . to maximize the employment of qualified local persons residing within the area of the Project, with the goal that at least 30% of each contractor's employees hired under this Agreement shall be either residents of the cities immediately adjacent to LAX or of the City of Los Angeles ("local residents"). Contractors shall develop a hiring plan and maintain records of their compliance efforts.