


Southwest Airlines Terminal 1.5

Data Received Through December 31, 2020 - Data Source: Contractor's LCP Tracker Report


Prime Contractor: Hensel Phelps

Subcontractor Name	Reported Community Sponsorships	 HIRE LAX Graduates	Total Impact Workers	Total Impact and Local Workers	Total Workers	Local Hire % (Headcount)
El Prado Cleaning Services Inc.	0	0	N/A	39	53	73.6%
Bielski Specialty Services Inc	0	0	N/A	2	3	66.7%
Util-Locate	0	0	N/A	2	3	66.7%
Direct AV	0	0	N/A	8	16	50.0%
Standard Drywall Inc	0	0	N/A	2	4	50.0%
Sterndahl Enterprises, Inc.	0	0	N/A	2	4	50.0%
Safe Scaffolding	0	0	N/A	12	26	46.2%
Griffith Company	0	0	N/A	11	24	45.8%
Morrow-Meadows Corporation	0	0	N/A	31	70	44.3%
Cosco Fire Protection, Inc.	0	0	N/A	17	39	43.6%
ISEC, Inc.	0	0	N/A	24	56	42.9%
Morrow-Meadows Corporation (Sub to Siemens)	0	0	N/A	31	73	42.5%
Hensel Phelps Construction Co	3	2	N/A	52	133	39.1%
Southwest Steel of California Inc	0	0	N/A	15	39	38.5%
Southern California Grading Inc	0	0	N/A	21	55	38.2%
Gerdau Reinforcing Steel	0	0	N/A	21	56	37.5%
Building Electronic Controls	0	0	N/A	6	16	37.5%
DSM Construction, Inc.	0	0	N/A	6	16	37.5%
Traffic Management Inc.	0	0	N/A	10	27	37.0%
Premier Tile & Marble	0	0	N/A	12	33	36.4%
GGG Demolition	0	0	N/A	34	94	36.2%
Concrete Coring Company	0	0	N/A	6	17	35.3%
Gonsalves & Santucci Inc, DBA Conco	0	0	N/A	31	88	35.2%
Performance Contracting	0	0	N/A	35	102	34.3%
Aldridge Electric, Inc.	0	0	N/A	10	30	33.3%

Southwest Airlines Terminal 1.5

Data Received Through December 31, 2020 - Data Source: Contractor's LCP Tracker Report


Prime Contractor: Hensel Phelps

Subcontractor Name	Reported Community Sponsorships	 HIRE LAX Graduates	Total Impact Workers	Total Impact and Local Workers	Total Workers	Local Hire % (Headcount)
Tahlequah Rebar Inc.	0	0	N/A	7	21	33.3%
Woodbridge Glass Incorporated	1	1	N/A	7	21	33.3%
Masonry Concepts, Inc	0	0	N/A	5	15	33.3%
Rouch Rebar, Inc.	0	0	N/A	2	6	33.3%
Bill Carr Surveys, Inc.	0	0	N/A	1	3	33.3%
R.J. & J. Construction, Inc.	0	0	N/A	6	19	31.6%
BrandSafway Services	0	0	N/A	10	32	31.3%
Mike Zarp, Inc.	0	0	N/A	5	16	31.3%
Infinity Drywall Contracting, Inc.	0	0	N/A	59	189	31.2%
Pan-Pacific Mechanical	0	0	N/A	46	148	31.1%
Jordim Int'l Inc	0	0	N/A	12	39	30.8%
Shoring Engineers	0	0	N/A	27	89	30.3%
Johnson & Turner Painting Co Inc.	0	0	N/A	10	33	30.3%
Murray Company	0	0	N/A	35	116	30.2%
Birdi & Associates	0	0	N/A	9	30	30.0%
A-C Electric Company	0	0	N/A	3	10	30.0%
West Coast Fire Stopping	0	0	N/A	8	27	29.6%
SME Steel	0	0	N/A	24	83	28.9%
Rebar Engineering Inc.	0	0	N/A	4	14	28.6%
Otis Elevator Company	0	0	N/A	13	46	28.3%
Rosendin Electric	0	0	N/A	47	168	28.0%
Anning Johnson Company	0	0	N/A	5	18	27.8%
Courtney Inc	0	0	N/A	8	29	27.6%
Saddleback Waterproofing	0	0	N/A	5	19	26.3%
Zolnay Insulation, Inc.	0	0	N/A	6	24	25.0%
Comet Electric	0	0	N/A	2	8	25.0%

Southwest Airlines Terminal 1.5

Data Received Through December 31, 2020 - Data Source: Contractor's LCP Tracker Report


Prime Contractor: Hensel Phelps

Subcontractor Name	Reported Community Sponsorships	 HIRE LAX Graduates	Total Impact Workers	Total Impact and Local Workers	Total Workers	Local Hire % (Headcount)
Elljay Acoustics	0	0	N/A	1	4	25.0%
Performance Contracting	0	0	N/A	24	99	24.2%
Nevell Group, Inc.	0	0	N/A	21	88	23.9%
Commecial Scaffolding of CA	0	0	N/A	8	34	23.5%
Lawrence W Rosine Co	0	0	N/A	2	9	22.2%
RH Contracting Inc	0	0	N/A	2	9	22.2%
Corradini Corp	0	0	N/A	11	50	22.0%
NorCal Pipeline Services, Inc.	0	0	N/A	5	24	20.8%
G&G Door Products, Inc.	0	0	N/A	1	5	20.0%
Precision Air Balance Co. Inc.	0	0	N/A	1	5	20.0%
Schindler Elevator Corporation	0	0	N/A	3	18	16.7%
Coast Building Products	0	0	N/A	3	19	15.8%
Badger Daylighting Corp	0	0	N/A	1	7	14.3%
Centerline Concrete Cutting	0	0	N/A	1	7	14.3%
Western Paving Contractors, Inc.	0	0	N/A	2	16	12.5%
Murrco Construction, Inc.	0	0	N/A	1	8	12.5%
Underground Construction Co Inc	0	0	N/A	2	19	10.5%
Mr. Crane, Inc.	0	0	N/A	5	61	8.2%
Versatile Systems Inc.	0	0	N/A	1	14	7.1%
Total Transportation Logistics	0	0	N/A	0	9	0.0%
Architectural Design & Signs, Inc	0	0	N/A	0	8	0.0%
Connor Concrete Cutting and Coring	0	0	N/A	0	8	0.0%
Mike Prlich and Sons	0	0	N/A	0	5	0.0%
Konstrutors, Inc.	0	0	N/A	0	4	0.0%
Savala Equipment Company, Inc. dba Savala Equipment Rentals	0	0	N/A	0	4	0.0%
The Door Crew, Inc.	0	0	N/A	0	4	0.0%

Southwest Airlines Terminal 1.5

Data Received Through December 31, 2020 - Data Source: Contractor's LCP Tracker Report

Prime Contractor: Hensel Phelps

Subcontractor Name	Reported Community Sponsorships	 HIRE LAX Graduates	Total Impact Workers	Total Impact and Local Workers	Total Workers	Local Hire % (Headcount)
Pavement Recycling Systems	0	0	N/A	0	3	0.0%
RMA Group	0	0	N/A	0	3	0.0%
SKYCON Inc.	0	0	N/A	0	3	0.0%
Concrete Coring Company (sub to Griffith)	0	0	N/A	0	2	0.0%
WMB & Associates, Inc.	0	0	N/A	0	2	0.0%
Won-Door Corporation	0	0	N/A	0	2	0.0%
B&M Equipment Rental, LLC	0	0	N/A	0	1	0.0%
Centerline Concrete Cutting (Cosco)	0	0	N/A	0	1	0.0%
Davidson Concrete Cutting, Inc.	0	0	N/A	0	1	0.0%
Ground Penetrating Radar Systems, LLC	0	0	N/A	0	1	0.0%
	4	3		901	2857	31.5%

LAX PLA Article III, Section 6 Contractor Hiring Obligations - . . . to maximize the employment of qualified local persons residing within the area of the Project, with the goal that at least 30% of each contractor's employees hired under this Agreement shall be either residents of the cities immediately adjacent to LAX or of the City of Los Angeles ("local residents"). Contractors shall develop a hiring plan and maintain records of their compliance efforts.