


Midfield Satellite Course North

Data Received Through: December 31, 2020- Data Source: Contractor's LCP Tracker Report


Prime Contractor: Turner-PCL

Subcontractor Name		Reported Community Sponsorships	 HIRE LAX Graduates	Total Impact Workers	Total Impact and Local Workers	Total Workers	Local Hire % (Headcount)
American Air Balance Co., Inc.		0	0	1	3	3	100.0%
Cosco Fire Protection		0	0	0	1	1	100.0%
Global Diversified Voltage Services		0	0	1	1	1	100.0%
Palp Inc., dba Excel Paving Company		0	0	0	1	1	100.0%
NuStart Construction Service Corporation	NEW	0	0	0	5	6	83.3%
L.Riley Trucking		0	0	2	24	31	77.4%
El Prado Cleaning Service Inc		0	0	3	54	76	71.1%
LA Excavating, Inc. dba Alward Equipment		0	0	4	20	33	60.6%
XL Fire Protection		0	0	2	9	15	60.0%
PCL Construction Services - A/TPJV		16	6	12	41	69	59.4%
KDC Inc., dba Dynalectric		0	0	9	34	62	54.8%
Control Air Conditioning Corp.		3	1	3	43	81	53.1%
Building Electronic Controls, Inc.		1	0	3	13	26	50.0%
Techno Coatings		0	0	1	11	22	50.0%
24 Hour Sweeping, Inc.		0	0	2	7	14	50.0%
AGI Marble Company, Inc.		0	0	0	6	12	50.0%
Cor-Ray Painting Co.		0	0	0	6	12	50.0%
Thyssenkrupp Airport Systems, Inc.		0	0	1	1	2	50.0%
Glow Electric		0	0	3	6	13	46.2%
TeraBand Technologies, Inc.		1	1	4	34	74	45.9%
SE Pipeline Construction		0	0	2	14	31	45.2%
Direct AV		0	0	2	9	20	45.0%
Pan-Pacific Mechanical		0	0	0	13	30	43.3%

Midfield Satellite Course North

Data Received Through: December 31, 2020- Data Source: Contractor's LCP Tracker Report


Prime Contractor: Turner-PCL

Subcontractor Name	Reported Community Sponsorships	 HIRE LAX Graduates	Total Impact Workers	Total Impact and Local Workers	Total Workers	Local Hire % (Headcount)
SR BRAY LLC dba Power Plus	0	0	1	3	7	42.9%
California Earth Transport, Inc.	0	0	19	85	199	42.7%
Safe Scaffolding	0	0	5	15	36	41.7%
San-Mar Construction Co., Inc.	3	0	5	41	99	41.4%
GEC2	0	0	10	56	136	41.2%
Comet Electric	0	0	1	21	51	41.2%
Diversified Production Services, Inc.	1	1	5	16	39	41.0%
Steve Bubalo Construction Co.	2	0	7	18	44	40.9%
Infinity Drywall Contracting, Inc.	1	1	1	8	20	40.0%
West Coast Firestopping, Inc.	0	0	2	8	20	40.0%
Conti Corporation	0	0	0	6	15	40.0%
Apex Cabling Inc	0	0	1	2	5	40.0%
Bielski Specialty Services, Inc.	0	0	0	2	5	40.0%
R&R Masonry, Inc.	0	0	2	13	33	39.4%
Birdi & Associates, Inc.	0	0	3	14	36	38.9%
CSI Electrical Contractors, Inc.	0	0	2	7	18	38.9%
Murrco Construction, Inc.	2	0	4	24	62	38.7%
RJ&J Construction, Inc.	0	0	4	12	31	38.7%
Top End Constructors	0	0	0	19	50	38.0%
Alert Insulation Co., Inc.	0	0	1	9	24	37.5%
Courtney Inc.	0	0	0	6	16	37.5%
Taft Electric Company	0	0	7	25	67	37.3%
Environmental Construction Group, Inc.	0	0	1	12	33	36.4%
Blue Iron Foundations & Shoring LLC	0	0	2	4	11	36.4%

Midfield Satellite Course North

Data Received Through: December 31, 2020- Data Source: Contractor's LCP Tracker Report


Prime Contractor: Turner-PCL

Subcontractor Name	Reported Community Sponsorships	 HIRE LAX Graduates	Total Impact Workers	Total Impact and Local Workers	Total Workers	Local Hire % (Headcount)
Alameda Construction Services, Inc.	0	0	4	17	47	36.2%
Crown Fence Co.	0	0	1	18	50	36.0%
Tahlequah Steel	0	0	5	18	50	36.0%
Concrete Coring Company	0	0	4	14	39	35.9%
PCL Construction B- Tunnel/Concrete	0	0	5	11	31	35.5%
Morrow Meadows Corporation	0	0	5	28	79	35.4%
Martinez Steel Corporation	0	0	1	29	82	35.4%
Helix Electric, Inc.	1	1	20	116	333	34.8%
NorthStar Contracting Group, Inc.	0	0	0	12	35	34.3%
Saddleback Waterproofing	0	0	2	12	35	34.3%
ISEC, Inc.	1	1	13	47	140	33.6%
Borbon, Inc.	0	0	3	30	90	33.3%
Granstrom Masonry Inc	0	0	0	8	24	33.3%
McDonough Construction Rentals, Inc.	0	0	1	8	24	33.3%
Smoke Guard California Inc.	0	0	1	2	6	33.3%
Upland Contracting, Inc.	0	0	0	2	6	33.3%
Valley Waterproofing, Inc.	0	0	0	1	3	33.3%
Penhall Company	0	0	3	29	88	33.0%
Bagatelos Glass Systems, Inc.	3	1	1	16	50	32.0%
Muhlhauser Steel, Inc.	0	0	3	23	72	31.9%
Vellutini Corp dba Royal Electric Company	0	0	2	14	44	31.8%
Granite Construction Company	4	1	28	124	390	31.8%
Mike Zarp, Inc.	0	0	3	13	41	31.7%
South Coast Specialty Construction	1	1	0	6	19	31.6%

Midfield Satellite Course North

Data Received Through: December 31, 2020- Data Source: Contractor's LCP Tracker Report


Prime Contractor: Turner-PCL

Subcontractor Name	Reported Community Sponsorships	 HIRE LAX Graduates	Total Impact Workers	Total Impact and Local Workers	Total Workers	Local Hire % (Headcount)
Gonsalves & Santucci dba Conco	3	1	14	115	366	31.4%
Elite Terminal Services	0	0	1	5	16	31.3%
Premier Tile & Marble	0	0	1	12	39	30.8%
Silverado Tile and Stone, Inc.	0	0	0	4	13	30.8%
Sign Age Identity Systems, Inc.	0	0	2	7	23	30.4%
Malcolm Drilling Co., Inc.	0	0	4	20	66	30.3%
Zolnay Insulation, Inc.	0	0	0	10	33	30.3%
Griffith Company	2	0	24	107	355	30.1%
Gerdau Reinforcing Steel	4	0	9	52	173	30.1%
Anning-Johnson Company	1	0	5	16	54	29.6%
McGuire Contracting, Inc.	2	1	7	66	224	29.5%
Best Contracting Services, Inc.	0	0	10	76	258	29.5%
Performance Contracting, Inc.	0	0	27	125	429	29.1%
Southwest Steel of California, Inc.	0	0	6	39	137	28.5%
Shoring Engineers	0	0	5	42	148	28.4%
Bryton Engineering & Grading, Inc. dba Premiere	0	0	1	11	39	28.2%
NOR-CAL Pipeline Services	0	0	2	20	71	28.2%
Wolverine Fire Protection Co	4	4	7	18	64	28.1%
Cowelco	1	0	2	9	32	28.1%
Karcher Interiors Systems, Inc.	2	2	1	6	22	27.3%
Rosendin Electric Inc	0	0	1	6	22	27.3%
Traffic Management, Inc.	0	0	0	6	22	27.3%
Blois Construction, Inc.	2	1	4	17	63	27.0%
Signature Flooring, Inc.	0	0	1	15	57	26.3%

Midfield Satellite Course North

Data Received Through: December 31, 2020- Data Source: Contractor's LCP Tracker Report


Prime Contractor: Turner-PCL

Subcontractor Name	Reported Community Sponsorships	 HIRE LAX Graduates	Total Impact Workers	Total Impact and Local Workers	Total Workers	Local Hire % (Headcount)
Limbach Company LC	0	0	6	45	179	25.1%
Brady Company	0	0	2	10	40	25.0%
Sterndahl Enterprises, Inc.	0	0	2	10	40	25.0%
LNA Concrete Structures, Inc.	0	0	3	8	32	25.0%
Coast Insulation Contractor, Inc. dba Coast Building Products	0	0	0	6	24	25.0%
Merli Concrete Pumping	0	0	0	5	20	25.0%
Farwest Insulation Contracting	0	0	2	3	12	25.0%
Machado & Sons Construction, Inc.	0	0	1	2	8	25.0%
PG Cutting Services	1	0	0	2	8	25.0%
W.A. Rasic Construction Company, Inc.	0	0	0	2	8	25.0%
Zefiro Corporation	0	0	0	2	8	25.0%
A Power Sweeping, Inc.	0	0	0	1	4	25.0%
Kellar Sweeping, Inc.	0	0	0	1	4	25.0%
Northwest Excavating, Inc.	0	0	0	1	4	25.0%
Throop Lightweight Fill, Inc.	0	0	0	1	4	25.0%
Otis Elevator Company	0	0	4	32	129	24.8%
Commercial Scaffolding of CA, Inc.	0	0	0	7	30	23.3%
Schuff Steel	4	1	9	46	204	22.5%
Allied Steel Co., Inc.	1	1	4	20	89	22.5%
Applied Engineering Concepts	0	0	0	2	9	22.2%
JLS Concrete Pumping	0	0	0	2	9	22.2%
Cleveland Marble LP	0	0	0	7	32	21.9%
Corradini Corp	0	0	1	7	32	21.9%
Conco Pumping, Inc.	1	0	1	7	34	20.6%

Midfield Satellite Course North

Data Received Through: December 31, 2020- Data Source: Contractor's LCP Tracker Report


Prime Contractor: Turner-PCL

Subcontractor Name	Reported Community Sponsorships	 HIRE LAX Graduates	Total Impact Workers	Total Impact and Local Workers	Total Workers	Local Hire % (Headcount)
Austin Enterprise	0	0	0	13	64	20.3%
Air Conditioning Control Systems, Inc.	0	0	0	1	5	20.0%
Bill Carr Surveys, Inc.	0	0	0	1	5	20.0%
OC Vacuum Incorporate	NEW	0	0	1	5	20.0%
SASCO	0	0	1	1	5	20.0%
TechCorr USA Management, LLC	0	0	0	1	5	20.0%
GeoDesign, Inc.	0	0	2	3	16	18.8%
Karcher Insulation, Inc.	0	0	1	3	16	18.8%
Crown Corr, Inc.	0	0	2	8	43	18.6%
Orange County Plastering Company	1	1	5	12	67	17.9%
Bigge Crane and Rigging Co.	0	0	2	3	17	17.6%
Connor Concrete Cutting and Coring	0	0	1	3	17	17.6%
Pacific Waterproofing & Restoration	0	0	0	3	17	17.6%
Vertical Access, Inc.	0	0	2	11	63	17.5%
Badger Daylighting	0	0	0	6	36	16.7%
Service West	0	0	1	2	12	16.7%
KM3N-B dba Terra-Petra	0	0	0	1	6	16.7%
Siemens Industry Inc	0	0	0	1	6	16.7%
Travertine, Inc.	0	0	0	1	6	16.7%
Won-Door Corporation	0	0	0	1	6	16.7%
RMA Group, Inc.	0	0	1	6	37	16.2%
Martin Bros./Marcowall, Inc.	0	0	1	3	20	15.0%
Nold's Equipment	0	0	1	1	7	14.3%
Rouch Rebar, Inc.	0	0	0	1	7	14.3%

Midfield Satellite Course North

Data Received Through: December 31, 2020- Data Source: Contractor's LCP Tracker Report


Prime Contractor: Turner-PCL

Subcontractor Name	Reported Community Sponsorships	 HIRE LAX Graduates	Total Impact Workers	Total Impact and Local Workers	Total Workers	Local Hire % (Headcount)
RR Leonard Company	0	0	0	1	7	14.3%
United Riggers & Erectors, Inc.	0	0	1	5	38	13.2%
Sequoia Consultants Inc	0	0	0	4	31	12.9%
RJ Lalonde, Inc.	0	0	2	2	16	12.5%
Ampco North, Inc.	0	0	0	1	8	12.5%
Martin Integrated	0	0	0	6	50	12.0%
Murray Company	0	0	1	12	102	11.8%
Pfeiler & Associates Engineers, Inc.	0	0	0	2	17	11.8%
Power One LLC	0	0	1	1	10	10.0%
Integrity Rebar Placers	0	0	0	2	22	9.1%
J.R. Construction	0	0	0	1	11	9.1%
Bragg Crane Service	0	0	2	9	105	8.6%
Doty Bros. Construction Co.	0	0	1	1	12	8.3%
G and S Mechanical USA, Inc.	0	0	0	1	12	8.3%
Savala Equipment Company, Inc.	0	0	0	2	29	6.9%
Reliable Construction Services, LLC	0	0	0	1	15	6.7%
Socal Pacific Construction Corp. dba National Coating & Lining Co.	0	0	1	1	15	6.7%
Maxim Crane Works	0	0	0	1	31	3.2%
Crane Rental Service, Inc.	0	0	0	1	44	2.3%
Mr. Crane, Inc.	0	0	0	0	27	0.0%
Dean's Certified Welding, Inc.	0	0	0	0	19	0.0%
BHC Crane, LLC	0	0	0	0	18	0.0%
Fine Grade Equipment, Inc.	0	0	0	0	12	0.0%
Ayala Boring, Inc.	0	0	0	0	11	0.0%

Midfield Satelite Course North

Data Received Through: December 31, 2020- Data Source: Contractor's LCP Tracker Report


Prime Contractor: Turner-PCL

Subcontractor Name	Reported Community Sponsorships	 HIRE LAX Graduates	Total Impact Workers	Total Impact and Local Workers	Total Workers	Local Hire % (Headcount)
Pavement Recycling Systems	0	0	0	0	11	0.0%
PSC Industrial Outsourcing LP	0	0	0	0	11	0.0%
Cell-Crete Corporation Inc	0	0	0	0	8	0.0%
MB Professional Service, Inc.	0	0	0	0	8	0.0%
Newman Backhoe Service, Inc.	0	0	0	0	8	0.0%
D7 Consulting Inc.	0	0	0	0	6	0.0%
Electro Construction Corp	0	0	0	0	6	0.0%
Hydraulic Crane LLC	0	0	0	0	6	0.0%
Ultra Welding, Inc.	0	0	0	0	6	0.0%
Cascade Drilling, LP	0	0	0	0	5	0.0%
Griffin Contract Dewatering, LLC	0	0	0	0	5	0.0%
L2 Specialties, Inc	0	0	0	0	5	0.0%
Matt Chlor, Inc.	0	0	0	0	5	0.0%
Mitsubishi Electric US, Inc.	0	0	0	0	5	0.0%
NMN Consruction	0	0	0	0	5	0.0%
PCI	17	10	0	0	5	0.0%
The Door Crew, Inc.	0	0	0	0	5	0.0%
Addison Equipment Rental	0	0	0	0	4	0.0%
Exsell Sales Associates Inc	0	0	0	0	4	0.0%
Golden State Boring & Pipe Jacking, Inc.	0	0	0	0	4	0.0%
Koppl Pipeline Services, Inc.	0	0	0	0	4	0.0%
Warren Collins & Associates, dba Collins Company	0	0	0	0	4	0.0%
Adkan Engineers dba Adkison Engineers, Inc.	0	0	0	0	3	0.0%
Century Sweeping, Inc.	0	0	0	0	3	0.0%

Midfield Satelite Course North

Data Received Through: December 31, 2020- Data Source: Contractor's LCP Tracker Report


Prime Contractor: Turner-PCL

Subcontractor Name	Reported Community Sponsorships	 HIRE LAX Graduates	Total Impact Workers	Total Impact and Local Workers	Total Workers	Local Hire % (Headcount)
DSM Construction Inc.	0	0	0	0	3	0.0%
G.B.H. Enterprises, Inc	0	0	0	0	3	0.0%
HMT Electric Inc	0	0	0	0	3	0.0%
Smith Shade & Linoleum Co., Inc.	0	0	0	0	3	0.0%
SteelPro Specialties	0	0	0	0	3	0.0%
Trademark Hoist Inc	0	0	0	0	3	0.0%
Veterans Engineering Services Inc	0	0	0	0	3	0.0%
WMB & Associates	0	0	0	0	3	0.0%
Antigo Construction, Inc.	0	0	0	0	2	0.0%
ARS Construction Services, Inc. dba Concrete Cutting Intl.	0	0	0	0	2	0.0%
Cindy Trump Inc., dba Lindy's Cold Planing	0	0	0	0	2	0.0%
FasTrack Rentals, Inc.	0	0	0	0	2	0.0%
McKeon Door West, Inc.	0	0	0	0	2	0.0%
Straight Up Surveying, Inc	0	0	0	0	2	0.0%
B & I Equipment Rental	0	0	0	0	1	0.0%
CATTRAC Construction	0	0	0	0	1	0.0%
Cochran Inc., dba DAS Simplified	0	0	0	0	1	0.0%
ECCO Equipment Corporation	0	0	0	0	1	0.0%
G&F Concrete Cutting, Inc.	0	0	0	0	1	0.0%
Goss Construction Company Inc	0	0	0	0	1	0.0%
JLM Installation	0	0	0	0	1	0.0%
Karcher Firestopping, Inc.	0	0	0	0	1	0.0%
Pacific Plumbing Company of Santa Ana	0	0	0	0	1	0.0%

Midfield Satellite Course North

Data Received Through: December 31, 2020- Data Source: Contractor's LCP Tracker Report

Prime Contractor: Turner-PCL

Subcontractor Name	Reported Community Sponsorships	 HIRE LAX Graduates	Total Impact Workers	Total Impact and Local Workers	Total Workers	Local Hire % (Headcount)
	86	37	441	2554	8490	30.1%

LAX PLA Article III, Section 6 Contractor Hiring Obligations - . . . to maximize the employment of qualified local persons residing within the area of the Project, with the goal that at least 30% of each contractor's employees hired under this Agreement shall be either residents of the cities immediately adjacent to LAX or of the City of Los Angeles ("local residents"). Contractors shall develop a hiring plan and maintain records of their compliance efforts.