


LAMP ConRAC

Data Received Through: August 31, 2020 - Data Source: Contractor's LCP Tracker Report


Prime Contractor: PCL

Subcontractor Name	Reported Community Sponsorships	 HIRE LAX Graduates	Total Impact Workers	Total Impact and Local Workers	Total Workers	Local Hire % (Headcount)
IRBF Trucking, LLC	0	0	1	1	1	100.0%
PCL Construction Services Inc	3	1	4	22	29	75.9%
Monzon and Sons	0	0	2	15	20	75.0%
Max Out Inc	0	0	2	6	8	75.0%
Fryman Management Inc	0	0	1	3	4	75.0%
J.E Snyder Electric, Inc	0	0	2	3	4	75.0%
Geotechnical Professionals Inc	0	0	2	3	5	60.0%
Gaul & Gaul Inc dba Craftsman Concrete Cutting	0	0	0	4	7	57.1%
Hubcity Trucking, LLC	0	0	0	4	7	57.1%
Pan-Pacific Mechanical LLC	1	0	0	10	18	55.6%
Badger Daylighting Corp	0	0	0	5	9	55.6%
Eberhard / Eberhard Energy Systems	0	0	2	14	27	51.9%
Crown Fence	2	0	0	13	26	50.0%
Barbold Services LLC	0	0	0	1	2	50.0%
Geo Design, Inc.	0	0	1	1	2	50.0%
Kehoe Testing & Engineering	0	0	0	1	2	50.0%
Power Plus	0	0	1	1	2	50.0%
Savala Equipment Company	0	0	0	1	2	50.0%
Mike Zarp	1	0	2	9	20	45.0%
Direct AV	0	0	1	4	9	44.4%
Southern California Grading	3	0	8	33	77	42.9%
Dinamic Mod Construction Inc	0	0	0	3	7	42.9%
Mayers & Associates Civil Engineering Inc.	1	1	2	3	7	42.9%
Environmental Construction Group	1	0	2	13	31	41.9%
R.J. & J. Construction, Inc.	0	0	4	11	27	40.7%
Southland Industries	5	1	1	11	27	40.7%
Sharma General Engineering Contractors, Inc.	0	0	3	12	30	40.0%

LAMP ConRAC

Data Received Through: August 31, 2020 - Data Source: Contractor's LCP Tracker Report


Prime Contractor: PCL

Subcontractor Name	Reported Community Sponsorships	 HIRE LAX Graduates	Total Impact Workers	Total Impact and Local Workers	Total Workers	Local Hire % (Headcount)
PG Cutting Services	0	0	0	2	5	40.0%
Morrow Meadows Corporation	5	0	13	53	135	39.3%
CMC Rebar West	5	0	3	18	46	39.1%
Cosco Fire Protection	3	0	2	7	18	38.9%
Western Paving Contractors	0	0	1	5	15	33.3%
The JV Land Clearing Co Inc	0	0	0	4	12	33.3%
Citadel Environmental Services	0	0	0	1	3	33.3%
N.M.N. Construction	0	0	1	19	62	30.6%
CMZ Excavation Inc	2	0	1	6	20	30.0%
Morley Construction Company	15	2	29	119	412	28.9%
Traxx Construction Inc	0	0	0	8	28	28.6%
Prieto Construction Company, Inc	0	0	0	2	7	28.6%
Bryton Engineering and Grading, Inc. dba Premiere Engineering Grading Contractors	0	0	0	4	16	25.0%
Cascade Drilling	0	0	0	1	4	25.0%
JLS Concrete Pumping	0	0	0	1	4	25.0%
Murray Company	0	0	0	3	13	23.1%
Largo Concrete, Inc.	5	0	3	34	155	21.9%
Griffith Company	0	0	1	2	10	20.0%
Smith Emery Company	0	0	1	3	16	18.8%
Merli Concrete Pumping	0	0	0	2	11	18.2%
Legacy Reinforcing Steel LLC	8	3	5	14	85	16.5%
Blois Construction, Inc	1	0	1	2	14	14.3%
Gonsalvez & Santucci dba Conco Pumping	0	0	1	1	7	14.3%
Maxim Crane Works	0	0	1	5	36	13.9%
Bali Constructon, Inc.	0	0	1	2	18	11.1%
Crane Rental Services	0	0	0	1	13	7.7%
Rosendin Electric, Inc	0	0	0	1	13	7.7%
Coast Surveying, Inc.	0	0	0	0	11	0.0%

LAMP ConRAC


Data Received Through: August 31, 2020 - Data Source: Contractor's LCP Tracker Report

Prime Contractor: PCL

Subcontractor Name	Reported Community Sponsorships	 HIRE LAX Graduates	Total Impact Workers	Total Impact and Local Workers	Total Workers	Local Hire % (Headcount)
CSI Electrical Contractors, Inc.	0	0	0	0	6	0.0%
RMA Group	0	0	0	0	5	0.0%
2R Drilling, Inc.	0	0	0	0	4	0.0%
David L Addison Inc dba Addison Equipment Rental	0	0	0	0	4	0.0%
VFC	0	0	0	0	4	0.0%
Cal Empire Engineering Inc.	0	0	0	0	3	0.0%
Garrett Construction	0	0	0	0	3	0.0%
Lukkes Striping Inc	0	0	0	0	3	0.0%
Makai Solutions	0	0	0	0	3	0.0%
Penhall Company	0	0	0	0	3	0.0%
Vance Corporation	0	0	0	0	3	0.0%
Vertical Access, Inc.	NEW	0	0	0	3	0.0%
Automated Gate Services, Inc	0	0	0	0	2	0.0%
Connor Concrete Cutting and Coring	0	0	0	0	2	0.0%
United Rigger & Erectors	0	0	0	0	2	0.0%
Belshire Environmental Services Inc	0	0	0	0	1	0.0%
California Testing & Inspection, Ic.	0	0	0	0	1	0.0%
Catrac Construction Inc	0	0	0	0	1	0.0%
CGRS, Inc	0	0	0	0	1	0.0%
Expansion Specialties, Inc.	0	0	0	0	1	0.0%
Fastrack Rentals Inc	0	0	0	0	1	0.0%
Fragoza & Sons Trucking, Inc	0	0	0	0	1	0.0%
Gammage & Sons Enterprises, Inc	0	0	0	0	1	0.0%
Lozano & Sons Water Trucks	0	0	0	0	1	0.0%
Newman Backhoe Service Inc	0	0	0	0	1	0.0%
Nold's Equipment	0	0	0	0	1	0.0%
Pavement Recycling Systems	0	0	0	0	1	0.0%
Terry Rhodes Backhoe Service, Inc	0	0	0	0	1	0.0%

LAMP ConRAC

Data Received Through: August 31, 2020 - Data Source: Contractor's LCP Tracker Report
 Prime Contractor: PCL

Subcontractor Name	Reported Community Sponsorships	 HIRE LAX Graduates	Total Impact Workers	Total Impact and Local Workers	Total Workers	Local Hire % (Headcount)
	61	8	105	527	1662	31.7%

LAX PLA Article III, Section 6 Contractor Hiring Obligations - . . . to maximize the employment of qualified local persons residing within the area of the Project, with the goal that at least 30% of each contractor's employees hired under this Agreement shall be either residents of the cities immediately adjacent to LAX or of the City of Los Angeles ("local residents"). Contractors shall develop a hiring plan and maintain records of their compliance efforts.