


Midfield Satellite Course North

Data Received Through: July 31, 2019 - Data Source: Contractor's LCP Tracker Report


Prime Contractor: Turner-PCL

Subcontractor Name	Reported Community Sponsorships	 HIRE LAX Graduates	Total Impact Workers	Total Local Workers	Total Workers	Local Hire % (Headcount)
American Air Balance Co., Inc.	0	0	1	2	2	100.0%
Cosco Fire Protection	0	0	0	1	1	100.0%
Global Diversified Voltage Services	0	0	1	1	1	100.0%
Palp Inc., dba Excel Paving Company	0	0	0	1	1	100.0%
L.Riley Trucking	0	0	2	24	31	77.4%
SR BRAY LLC dba Power Plus	0	0	0	2	3	66.7%
XL Fire Protection	0	0	2	7	11	63.6%
PCL Construction Services - A/TPJV	16	6	12	38	62	61.3%
AGI Marble Company, Inc.	0	0	0	3	5	60.0%
LA Excavating, Inc. dba Alward Equipment	0	0	4	16	27	59.3%
Birdi & Associates, Inc.	0	0	2	7	12	58.3%
Building Electronic Controls, Inc.	0	0	3	11	19	57.9%
Control Air Conditioning Corp.	3	1	3	44	80	55.0%
KDC Inc., dba Dynalectric	0	0	9	34	62	54.8%
24 Hour Sweeping, Inc.	0	0	1	7	13	53.8%
Bielski Specialty Services, Inc.	0	0	0	2	4	50.0%
Cor-Ray Painting Co.	0	0	0	6	12	50.0%
Direct AV	0	0	2	7	14	50.0%
Thyssenkrupp Airport Systems, Inc.	0	0	1	1	2	50.0%
Valley Waterproofing, Inc.	0	0	0	1	2	50.0%
Glow Electric	0	0	3	6	13	46.2%
Techno Coatings	0	0	0	6	13	46.2%
TeraBand Technologies, Inc.	1	1	3	20	44	45.5%

Midfield Satelite Course North

Data Received Through: July 31, 2019 - Data Source: Contractor's LCP Tracker Report


Prime Contractor: Turner-PCL

Subcontractor Name	Reported Community Sponsorships	 HIRE LAX Graduates	Total Impact Workers	Total Local Workers	Total Workers	Local Hire % (Headcount)
CSI Electrical Contractors, Inc.	0	0	2	7	16	43.8%
California Earth Transport, Inc.	0	0	13	69	158	43.7%
GEC2	0	0	9	45	104	43.3%
Courtney Inc.	0	0	0	3	7	42.9%
SE Pipeline Construction	0	0	2	9	21	42.9%
West Coast Firestopping, Inc.	0	0	2	6	14	42.9%
Zolnay Insulation, Inc.	0	0	0	8	19	42.1%
ISEC, Inc.	1	1	12	41	98	41.8%
Safe Scaffolding	0	0	5	12	29	41.4%
Borbon, Inc.	0	0	4	18	44	40.9%
Alert Insulation Co., Inc.	0	0	1	8	20	40.0%
Conti Corporation	0	0	0	6	15	40.0%
Comet Electric	0	0	1	15	38	39.5%
San-Mar Construction Co., Inc.	3	0	4	36	92	39.1%
Top End Constructors	0	0	0	12	31	38.7%
Helix Electric, Inc.	1	1	16	99	256	38.7%
Infinity Drywall Contracting, Inc.	1	1	0	5	13	38.5%
R&R Masonry, Inc.	0	0	2	12	32	37.5%
Rosendin Electric Inc	0	0	1	3	8	37.5%
Alameda Construction Services, Inc.	0	0	3	10	27	37.0%
Murrco Construction, Inc.	2	0	3	17	46	37.0%
Taft Electric Company	0	0	7	18	49	36.7%
Vellutini Corp dba Royal Electric Company	0	0	1	11	30	36.7%
Blue Iron Foundations & Shoring LLC	0	0	2	4	11	36.4%

Midfield Satelite Course North

Data Received Through: July 31, 2019 - Data Source: Contractor's LCP Tracker Report


Prime Contractor: Turner-PCL

Subcontractor Name	Reported Community Sponsorships	 HIRE LAX Graduates	Total Impact Workers	Total Local Workers	Total Workers	Local Hire % (Headcount)
Pan-Pacific Mechanical	0	0	0	8	22	36.4%
South Coast Specialty Construction	0	0	0	4	11	36.4%
Tahlequah Steel	0	0	5	18	50	36.0%
Martinez Steel Corporation	0	0	1	29	81	35.8%
Coast Insulation Contractor, Inc. dba Coast Building Products	0	0	0	5	14	35.7%
Steve Bubalo Construction Co.	2	0	4	12	34	35.3%
Diversified Production Services, Inc.	0	0	4	8	23	34.8%
PCL Construction B- Tunnel/Concrete	0	0	4	10	29	34.5%
RJ&J Construction, Inc.	0	0	3	10	29	34.5%
Environmental Construction Group, Inc.	0	0	1	11	32	34.4%
NorthStar Contracting Group, Inc.	0	0	0	12	35	34.3%
Saddleback Waterproofing	0	0	2	12	35	34.3%
Anning-Johnson Company	1	0	5	17	50	34.0%
Penhall Company	0	0	2	22	65	33.8%
Granite Construction Company	4	1	25	108	321	33.6%
Corradini Corp	0	0	1	4	12	33.3%
Farwest Insulation Contracting	0	0	2	3	9	33.3%
McDonough Construction Rentals, Inc.	0	0	0	6	18	33.3%
Northwest Excavating, Inc.	0	0	0	1	3	33.3%
Upland Contracting, Inc.	0	0	0	2	6	33.3%
Gonsalves & Santucci dba Conco	3	1	13	115	348	33.0%
Crown Fence Co.	0	0	1	14	43	32.6%
Best Contracting Services, Inc.	0	0	8	53	163	32.5%
NOR-CAL Pipeline Services	0	0	2	19	59	32.2%

Midfield Satelite Course North

Data Received Through: July 31, 2019 - Data Source: Contractor's LCP Tracker Report


Prime Contractor: Turner-PCL

Subcontractor Name	Reported Community Sponsorships	 HIRE LAX Graduates	Total Impact Workers	Total Local Workers	Total Workers	Local Hire % (Headcount)
Cowelco	1	0	2	9	28	32.1%
Muhlhauser Steel, Inc.	0	0	2	18	56	32.1%
Mike Zarp, Inc.	0	0	3	13	41	31.7%
Premier Tile & Marble	0	0	1	10	32	31.3%
McGuire Contracting, Inc.	2	1	8	63	202	31.2%
Wolverine Fire Protection Co	4	4	6	17	55	30.9%
Malcolm Drilling Co., Inc.	0	0	4	20	65	30.8%
Otis Elevator Company	0	0	4	31	101	30.7%
Concrete Coring Company	0	0	1	7	23	30.4%
Gerdau Reinforcing Steel	4	0	9	47	157	29.9%
Bagatelos Glass Systems, Inc.	3	1	1	13	44	29.5%
LNA Concrete Structures, Inc.	0	0	3	8	28	28.6%
Machado & Sons Construction, Inc.	0	0	1	2	7	28.6%
Performance Contracting, Inc.	0	0	27	88	310	28.4%
Griffith Company	2	0	12	60	212	28.3%
Southwest Steel of California, Inc.	0	0	1	16	57	28.1%
Shoring Engineers	0	0	4	39	139	28.1%
Karcher Interiors Systems, Inc.	2	2	1	4	15	26.7%
Bryton Engineering & Grading, Inc. dba Premiere	0	0	1	8	31	25.8%
A Power Sweeping, Inc.	0	0	0	1	4	25.0%
Crown Corr, Inc.	0	0	2	8	32	25.0%
Kellar Sweeping, Inc.	0	0	0	1	4	25.0%
KM3N-B dba Terra-Petra	0	0	0	1	4	25.0%
PG Cutting Services	1	0	0	2	8	25.0%

Midfield Satellite Course North

Data Received Through: July 31, 2019 - Data Source: Contractor's LCP Tracker Report


Prime Contractor: Turner-PCL

Subcontractor Name	Reported Community Sponsorships	 HIRE LAX Graduates	Total Impact Workers	Total Local Workers	Total Workers	Local Hire % (Headcount)
Silverado Tile and Stone, Inc.	0	0	0	3	12	25.0%
Sterndahl Enterprises, Inc.	0	0	2	10	40	25.0%
Throop Lightweight Fill, Inc.	0	0	0	1	4	25.0%
Traffic Management, Inc.	0	0	0	5	20	25.0%
W.A. Rasic Construction Company, Inc.	0	0	0	2	8	25.0%
Limbach Company LC	0	0	6	32	133	24.1%
Cleveland Marble LP	0	0	0	6	25	24.0%
Allied Steel Co., Inc.	1	1	4	19	80	23.8%
Merli Concrete Pumping	0	0	0	4	17	23.5%
Brady Company	0	0	1	7	30	23.3%
Schuff Steel	4	1	9	45	198	22.7%
Applied Engineering Concepts	0	0	0	2	9	22.2%
Sequoia Consultants Inc	0	0	0	2	9	22.2%
Conco Pumping, Inc.	1	0	1	6	28	21.4%
Orange County Plastering Company	1	1	5	11	53	20.8%
Signature Flooring, Inc.	0	0	0	6	29	20.7%
Air Conditioning Control Systems, Inc.	0	0	0	1	5	20.0%
Bill Carr Surveys, Inc.	0	0	0	1	5	20.0%
GeoDesign, Inc.	0	0	2	3	15	20.0%
Karcher Insulation, Inc.	0	0	1	1	5	20.0%
Nold's Equipment	0	0	1	1	5	20.0%
Rouch Rebar, Inc.	0	0	0	1	5	20.0%
TechCorr USA Management, LLC	0	0	0	1	5	20.0%
Austin Enterprise	0	0	0	8	44	18.2%

Midfield Satellite Course North

Data Received Through: July 31, 2019 - Data Source: Contractor's LCP Tracker Report


Prime Contractor: Turner-PCL

Subcontractor Name	Reported Community Sponsorships	 HIRE LAX Graduates	Total Impact Workers	Total Local Workers	Total Workers	Local Hire % (Headcount)
Sign Age Identity Systems, Inc.	0	0	0	2	11	18.2%
Blois Construction, Inc.	2	1	2	9	50	18.0%
Bigge Crane and Rigging Co.	0	0	2	3	17	17.6%
Commercial Scaffolding of CA, Inc.	0	0	0	4	23	17.4%
Vertical Access, Inc.	0	0	1	9	52	17.3%
Martin Bros./Marcowall, Inc.	0	0	1	2	14	14.3%
RR Leonard Company	0	0	0	1	7	14.3%
Martin Integrated	0	0	0	5	37	13.5%
RMA Group, Inc.	0	0	1	4	31	12.9%
Ampco North, Inc.	0	0	0	1	8	12.5%
Pfeiler & Associates Engineers, Inc.	0	0	0	2	16	12.5%
RJ Lalonde, Inc.	0	0	2	2	16	12.5%
Badger Daylighting	0	0	0	2	19	10.5%
Murray Company	0	0	0	6	60	10.0%
J.R. Construction	0	0	0	1	11	9.1%
Savala Equipment Company, Inc.	0	0	0	2	23	8.7%
Doty Bros. Construction Co.	0	0	1	1	12	8.3%
Reliable Construction Services, LLC	0	0	0	1	15	6.7%
United Riggers & Erectors, Inc.	0	0	0	1	15	6.7%
Bragg Crane Service	0	0	0	4	66	6.1%
Maxim Crane Works	0	0	1	1	23	4.3%
Addison Equipment Rental	0	0	0	0	2	0.0%
Antigo Construction, Inc.	0	0	0	0	2	0.0%
ARS Construction Services, Inc. dba Concrete Cutting Intl.	0	0	0	0	2	0.0%

Midfield Satellite Course North

Data Received Through: July 31, 2019 - Data Source: Contractor's LCP Tracker Report


Prime Contractor: Turner-PCL

Subcontractor Name		Reported Community Sponsorships	 HIRE LAX Graduates	Total Impact Workers	Total Local Workers	Total Workers	Local Hire % (Headcount)
Ayala Boring, Inc.		0	0	0	0	11	0.0%
BHC Crane, LLC		0	0	0	0	18	0.0%
Cascade Drilling, LP		0	0	0	0	5	0.0%
CATTRAC Construction		0	0	0	0	1	0.0%
Cell Crete Corporation Inc		0	0	0	0	8	0.0%
Century Sweeping, Inc.		0	0	0	0	3	0.0%
Cindy Trump Inc., dba Lindy's Cold Planing		0	0	0	0	2	0.0%
Connor Concrete Cutting and Coring		0	0	0	0	8	0.0%
Crane Rental Service, Inc.		0	0	0	0	42	0.0%
D7 Consulting Inc.		0	0	0	0	6	0.0%
Dean's Certified Welding, Inc.		0	0	0	0	18	0.0%
DSM Construction Inc.		0	0	0	0	1	0.0%
ECCO Equipment Corporation	NEW	0	0	0	0	1	0.0%
Electro Construction Corp		0	0	0	0	4	0.0%
Exsell Sales Associates Inc	NEW	0	0	0	0	3	0.0%
FasTrack Rentals, Inc.		0	0	0	0	2	0.0%
Fine Grade Equipment, Inc.		0	0	0	0	11	0.0%
G and S Mechanical USA, Inc.		0	0	0	0	5	0.0%
G&F Concrete Cutting, Inc.		0	0	0	0	1	0.0%
Golden State Boring & Pipe Jacking, Inc.		0	0	0	0	4	0.0%
Griffin Contract Dewatering, LLC		0	0	0	0	5	0.0%
Hydraulic Crane LLC		0	0	0	0	2	0.0%
JLM Installation		0	0	0	0	1	0.0%
Karcher Firestopping, Inc.		0	0	0	0	1	0.0%

Midfield Satellite Course North

Data Received Through: July 31, 2019 - Data Source: Contractor's LCP Tracker Report

Prime Contractor: Turner-PCL

Subcontractor Name		Reported Community Sponsorships	 HIRE LAX Graduates	Total Impact Workers	Total Local Workers	Total Workers	Local Hire % (Headcount)
Koppl Pipeline Services, Inc.		0	0	0	0	4	0.0%
L2 Specialties, Inc	NEW	0	0	0	0	2	0.0%
Matt Chlor, Inc.		0	0	0	0	3	0.0%
MB Professional Service, Inc.		0	0	0	0	8	0.0%
Mitsubishi Electric US, Inc.		0	0	0	0	2	0.0%
Mr. Crane, Inc.		0	0	0	0	27	0.0%
Newman Backhoe Service, Inc.		0	0	0	0	5	0.0%
Pavement Recycling Systems		0	0	0	0	1	0.0%
PCI		16	10	0	0	5	0.0%
PSC Industrial Outsourcing LP		0	0	0	0	7	0.0%
Socal Pacific Construction Corp. dba National Coating & Lining Co.		0	0	0	0	8	0.0%
Straight Up Surveying, Inc		0	0	0	0	2	0.0%
The Door Crew, Inc.		0	0	0	0	4	0.0%
Trademark Hoist Inc	NEW	0	0	0	0	2	0.0%
Ultra Welding, Inc.		0	0	0	0	6	0.0%
Warren Collins & Associates, dba Collins Company		0	0	0	0	4	0.0%
WMB & Associates		0	0	0	0	3	0.0%
		82	35	358	1951	6331	30.8%

LAX PLA Article III, Section 6 Contractor Hiring Obligations - . . . to maximize the employment of qualified local persons residing within the area of the Project, with the goal that at least 30% of each contractor's employees hired under this Agreement shall be either residents of the cities immediately adjacent to LAX or of the City of Los Angeles ("local residents"). Contractors shall develop a hiring plan and maintain records of their compliance efforts.