


Intermodal Transportation Facility West

Data Received Through: December 31, 2019 - Data Source: Contractor's LCP Tracker Report


Prime Contractor: Swinerton

Subcontractor Name		Reported Community Sponsorships	 HIRE LAX Graduates	Total Impact Workers	Total Local Workers	Total Workers	Local Hire % (Headcount)
Barbold Services LLC		0	0	0	1	1	100.0%
West Coast Fire Stopping Inc		0	0	1	1	1	100.0%
TEC Management Consultants Inc		0	0	6	10	13	76.9%
Bonas Company		0	0	0	2	3	66.7%
Dinamic Modular Construction, Inc.	NEW	0	0	0	2	3	66.7%
Wagner Engineering & Survey Inc		0	0	0	5	8	62.5%
Fryman Management Inc.		0	0	1	3	5	60.0%
24 Hour Sweeping, Inc		0	0	1	4	7	57.1%
Sterndahl Enterprises		0	0	1	5	9	55.6%
Birdi Inc dba Birdi & Associates, Inc.		0	0	2	5	10	50.0%
Geotechnical Professionals Inc.	NEW	0	0	1	1	2	50.0%
Kehoe Testing & Engineering, Inc.		0	0	0	1	2	50.0%
Pierre Landscape, Inc		0	0	1	10	23	43.5%
Crown Fence		0	0	0	13	31	41.9%
Citadel EHS		0	0	0	2	5	40.0%
Gonsalves & Santucci Inc dba Conco Pumping	NEW	0	0	1	2	5	40.0%
R.J. & J Construction Inc		0	0	3	6	15	40.0%
Morrow Meadows Corporation		0	0	2	16	41	39.0%
JMH Engineering and Construction		0	0	3	11	29	37.9%
Environmental Construction Group	NEW	0	0	5	26	70	37.1%
T&M Construction		0	0	1	5	14	35.7%
Taft Electric Company		0	0	5	21	60	35.0%
City Commercial Plumbing	NEW	0	0	0	1	3	33.3%
Excel Paving Company		0	0	0	9	27	33.3%
Hixson Backhoe Services, Inc.		0	0	0	1	3	33.3%
Psomas		0	0	0	4	12	33.3%
Swinerton Builders		2	2	5	17	56	30.4%

Intermodal Transportation Facility West

Data Received Through: December 31, 2019 - Data Source: Contractor's LCP Tracker Report


Prime Contractor: Swinerton

Subcontractor Name	Reported Community Sponsorships	 HIRE LAX Graduates	Total Impact Workers	Total Local Workers	Total Workers	Local Hire % (Headcount)
Southern California Grading Inc	0	0	1	7	24	29.2%
Sign Industries, Inc.	0	0	0	2	7	28.6%
The JV Land Clearing	0	0	0	3	13	23.1%
Connor Concrete Cutting and Coring	0	0	1	2	9	22.2%
All American Asphalt	0	0	1	4	19	21.1%
Bali Construction	0	0	0	6	29	20.7%
Murray Company	0	0	1	15	73	20.5%
Mike Zarp, Inc.	0	0	1	2	10	20.0%
Traffic Management, Inc.	0	0	0	4	21	19.0%
Pacific Steel Group	0	0	1	8	44	18.2%
Moran Consulting Corporation	0	0	0	1	6	16.7%
Marne Construction, Inc.	0	0	0	10	78	12.8%
C Below Inc	0	0	1	1	27	3.7%
2R Drilling, Inc.	0	0	0	0	2	0.0%
Accurate Line Locating, Inc.	0	0	0	0	2	0.0%
Cardno, Inc.	0	0	0	0	1	0.0%
Century Sweeping	0	0	0	0	1	0.0%
Connor Concrete Cutting & Coring	0	0	0	0	1	0.0%
Koppl Pipeline Services	0	0	0	0	2	0.0%
Lonestar West Services LLC	0	0	0	0	2	0.0%
Martin Bros./Marcowall, Inc.	0	0	0	0	1	0.0%
Matt Chlor Inc	0	0	0	0	3	0.0%
Maxim Crane Works	NEW	0	0	0	4	0.0%
Miller Equipment Co	0	0	0	0	1	0.0%
Moran Manhole Builders Inc.	0	0	0	0	1	0.0%
N.M.N. Construction, Inc.	0	0	0	0	3	0.0%
Nor Cal Pipeline	0	0	0	0	1	0.0%
P & E Insulation Inc	0	0	0	0	1	0.0%

Intermodal Transportation Facility West

Data Received Through: December 31, 2019 - Data Source: Contractor's LCP Tracker Report

Prime Contractor: Swinerton

Subcontractor Name		Reported Community Sponsorships	 HIRE LAX Graduates	Total Impact Workers	Total Local Workers	Total Workers	Local Hire % (Headcount)
Pavement Recycling Systems, Inc		0	0	0	0	1	0.0%
PCI		0	0	0	0	23	0.0%
Savala Equipment CO	NEW	0	0	0	0	1	0.0%
Torrent Resources		0	0	0	0	10	0.0%
		2	2	46	249	879	28.3%

LAX PLA Article III, Section 6 Contractor Hiring Obligations - . . . to maximize the employment of qualified local persons residing within the area of the Project, with the goal that at least 30% of each contractor's employees hired under this Agreement shall be either residents of the cities immediately adjacent to LAX or of the City of Los Angeles ("local residents"). Contractors shall develop a hiring plan and maintain records of their compliance efforts.