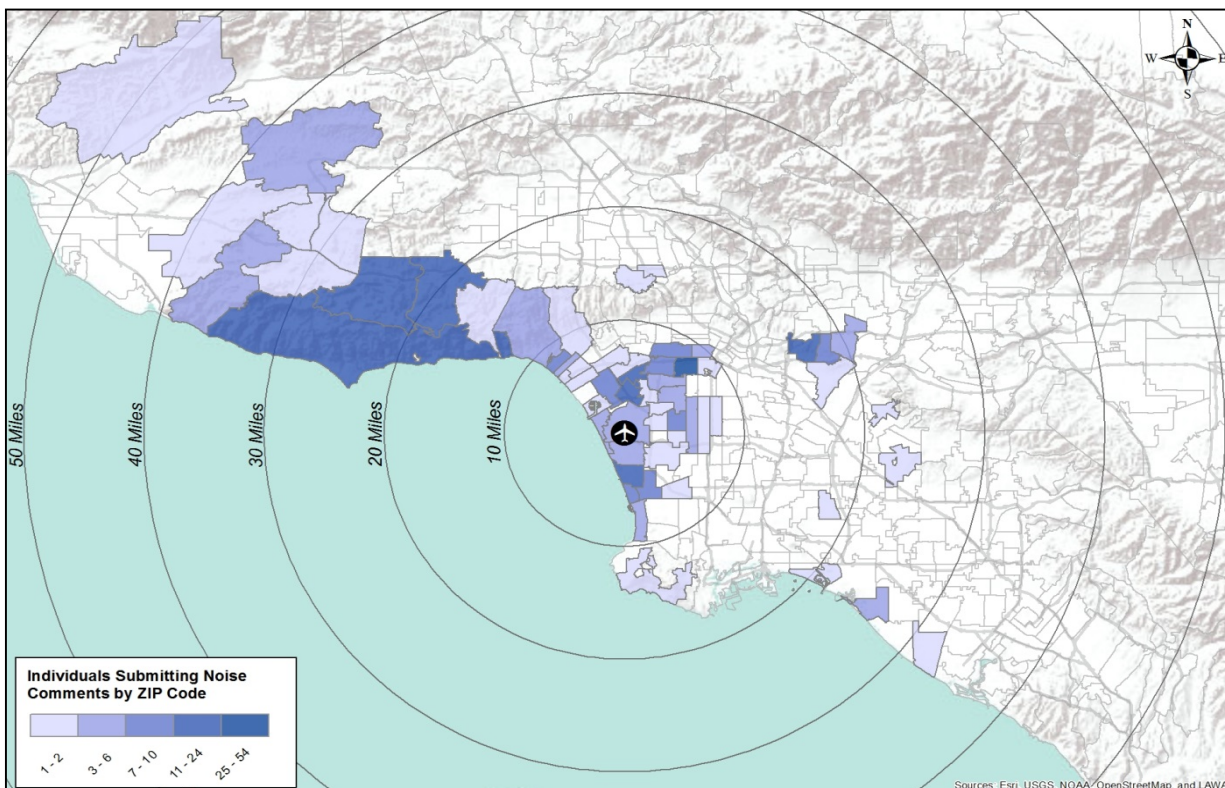
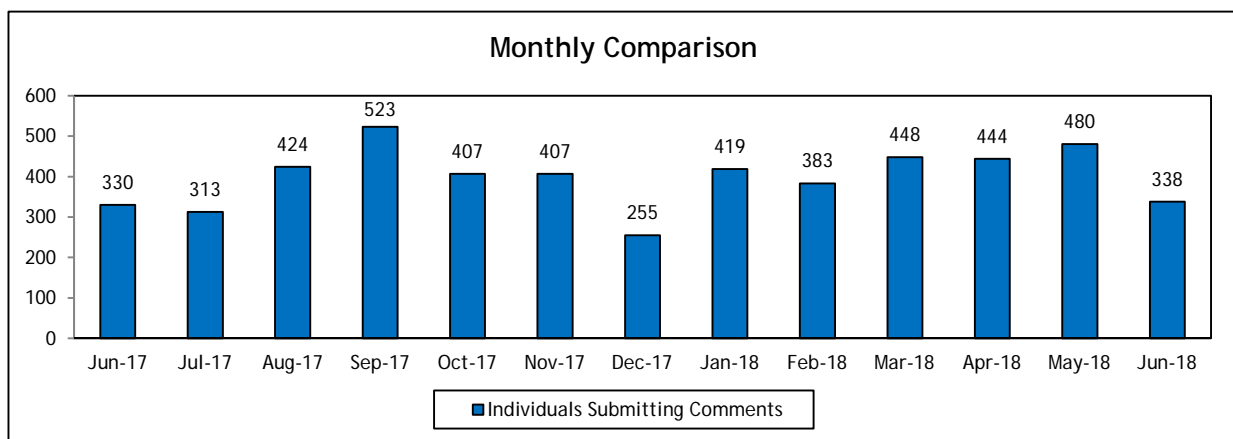


## Aircraft Noise Comment Report

This report summarizes comments received from individuals regarding LAX aircraft noise. Comments are submitted via the Noise Comment Form on the LAX Noise web page or WebTrak, the LAX PlaneNoise Mobile App, or the 24-hr Noise Comment Phone Line. Noise comments are an important component of aircraft noise analysis and management. Comments provide information to understand noise disturbances, help determine emerging issues, and enable LAWA to provide useful feedback.

### Individuals Submitting Noise Comments

338



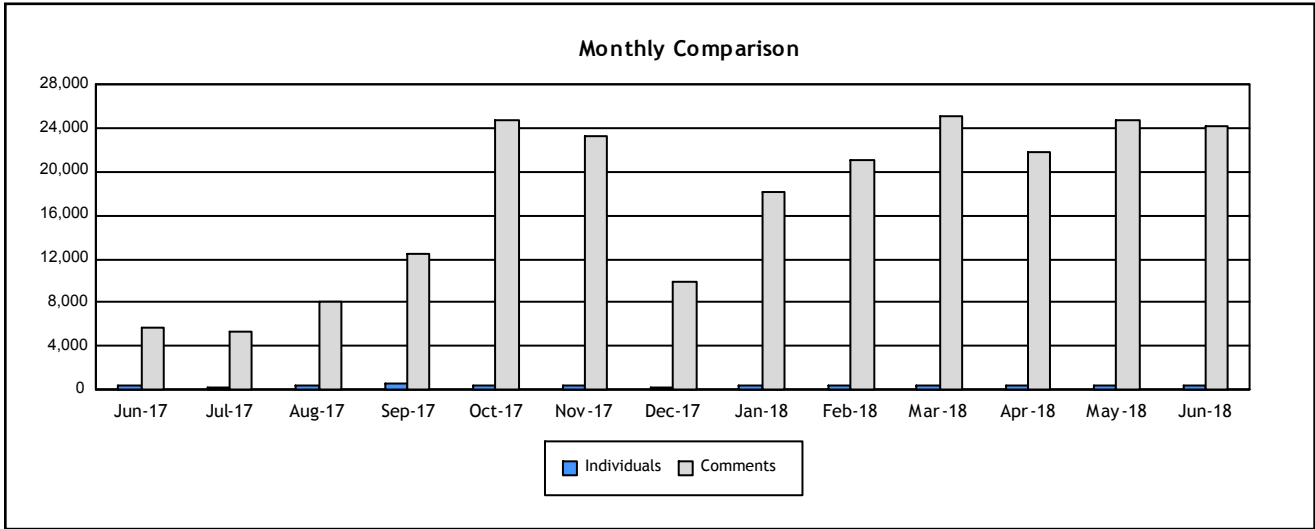
Note: Ranges in the map are classified using Jenks Classification Method.

Individuals Submitting Noise Comments

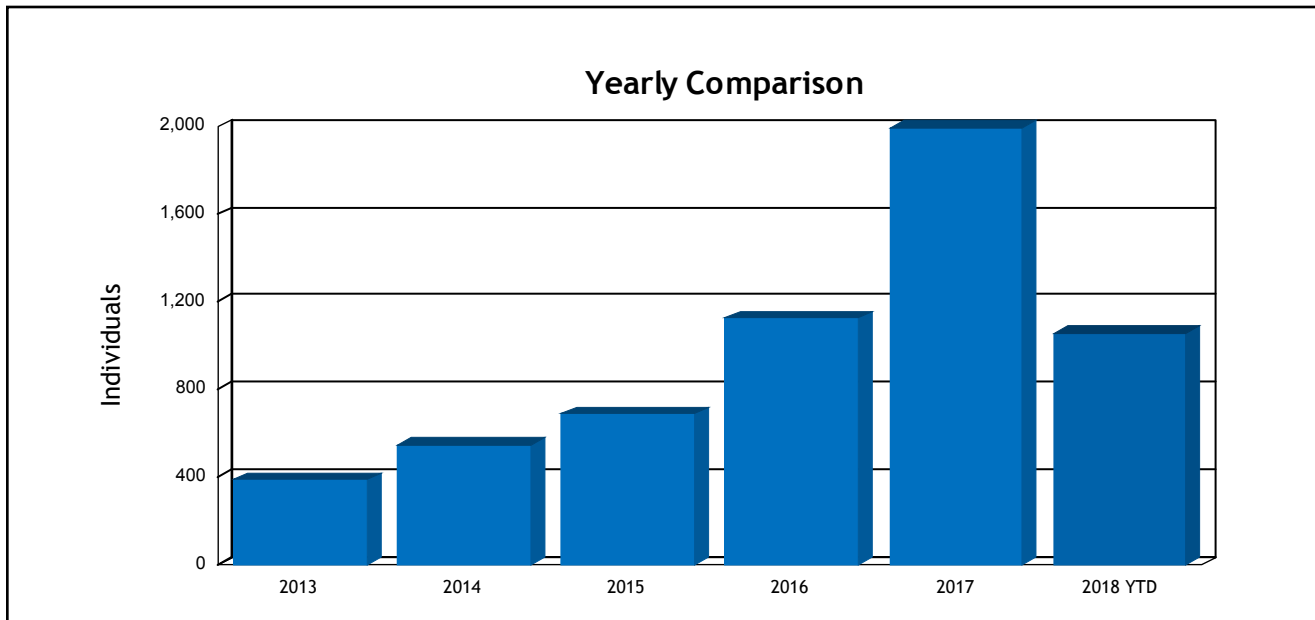
338

Noise Comments Received

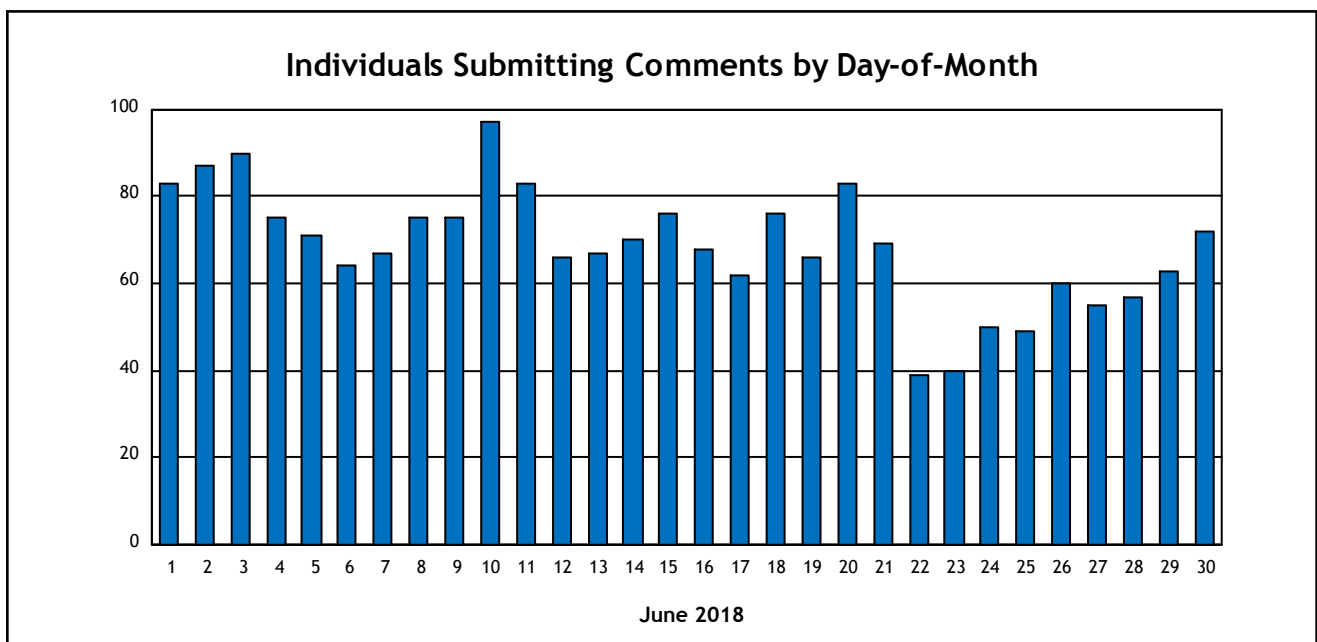
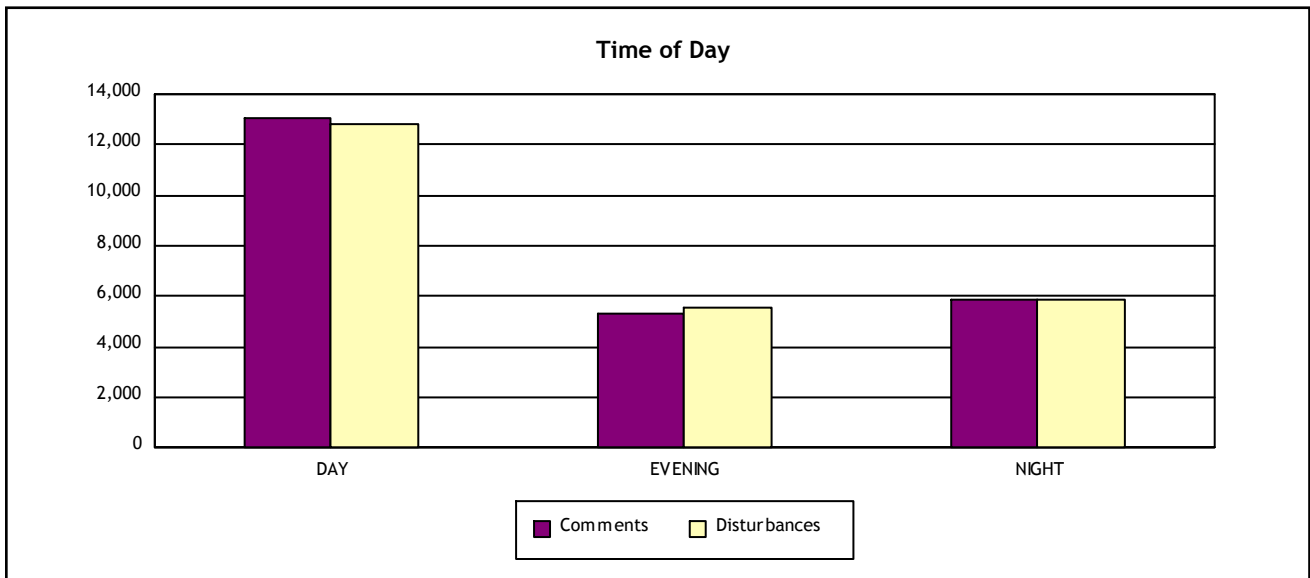
24,227



|             | June 2018 | May 2018 | % Change | June 2017 | % Change |
|-------------|-----------|----------|----------|-----------|----------|
| Individuals | 338       | 480      | -30%     | 330       | 2%       |
| Comments    | 24,227    | 24,692   | -2%      | 5,683     | 326%     |

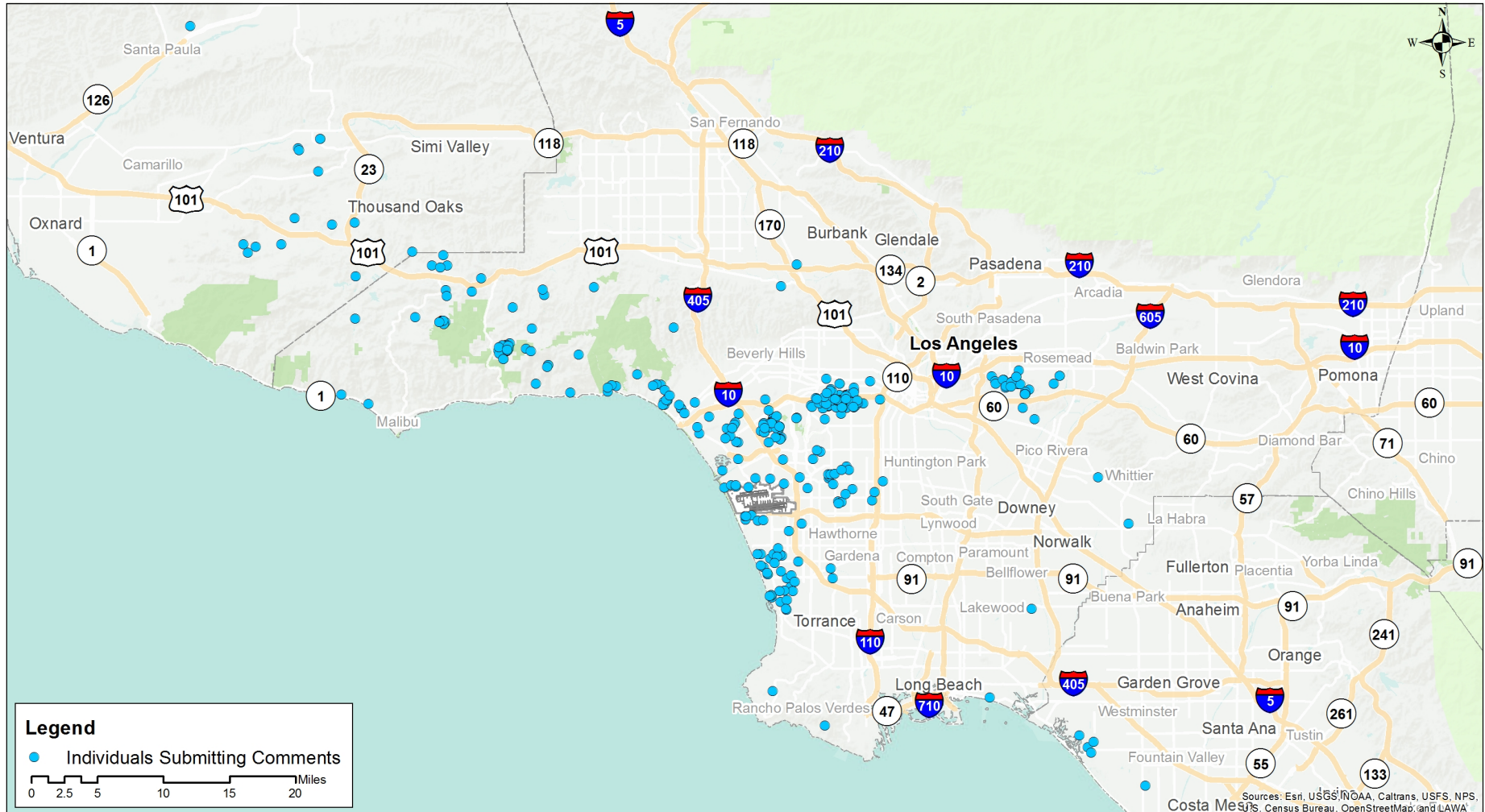


|              | Day<br>( 7:00 am - 7:00 pm) | Evening<br>(7:00 pm - 10:00 pm) | Night<br>(10:00 pm - 7:00 am) |
|--------------|-----------------------------|---------------------------------|-------------------------------|
| Comments     | 13,019                      | 5,320                           | 5,888                         |
| Disturbances | 12,828                      | 5,556                           | 5,843                         |



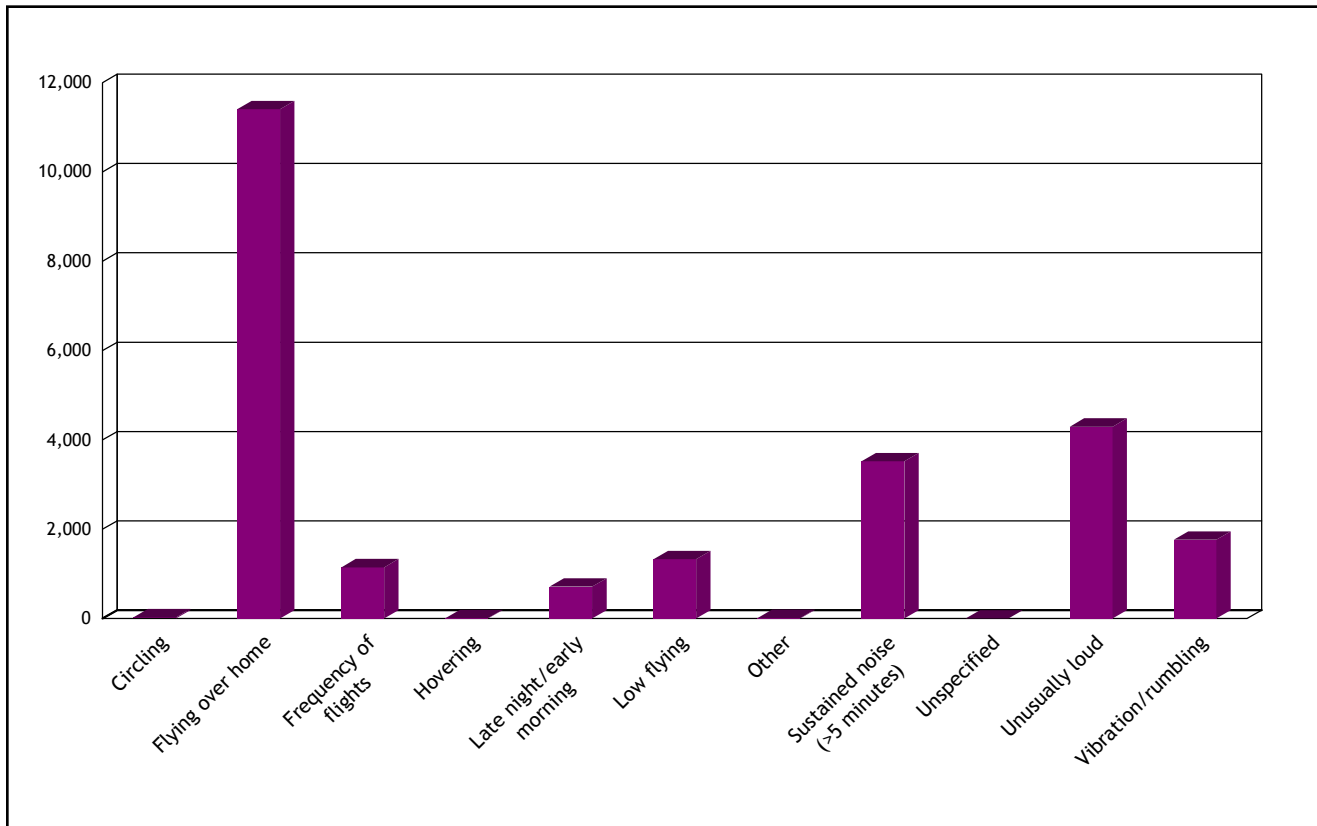
| City                | Individuals | Comments      | Percentage of Comments*          |
|---------------------|-------------|---------------|----------------------------------|
| Agoura Hills        | 16          | 404           | 2%                               |
| Calabasas           | 25          | 4,636         | 19%                              |
| Culver City         | 33          | 3,534         | 15%                              |
| El Segundo          | 6           | 37            | < 1%                             |
| Hawthorne           | 2           | 6             | < 1%                             |
| Hermosa Beach       | 8           | 23            | < 1%                             |
| Huntington Beach    | 5           | 290           | 1%                               |
| Inglewood           | 12          | 1,039         | 4%                               |
| La Mirada           | 1           | 1             | < 1%                             |
| Lakewood            | 1           | 3             | < 1%                             |
| Long Beach          | 1           | 4             | < 1%                             |
| Los Angeles         | 109         | 11,831        | 49%                              |
| Malibu              | 13          | 164           | < 1%                             |
| Manhattan Beach     | 14          | 38            | < 1%                             |
| Marina Del Rey      | 2           | 2             | < 1%                             |
| Montebello          | 2           | 5             | < 1%                             |
| Monterey Park       | 23          | 710           | 3%                               |
| Moorpark            | 4           | 25            | < 1%                             |
| Newbury Park        | 3           | 8             | < 1%                             |
| North Hollywood     | 1           | 1             | < 1%                             |
| Pacific Palisades   | 6           | 83            | < 1%                             |
| Playa Del Rey       | 4           | 5             | < 1%                             |
| Rancho Palos Verdes | 2           | 38            | < 1%                             |
| Redondo Beach       | 11          | 296           | 1%                               |
| Rosemead            | 3           | 322           | 1%                               |
| Santa Monica        | 17          | 629           | 3%                               |
| Santa Paula         | 1           | 9             | < 1%                             |
| Santa Rosa Valley   | 1           | 2             | < 1%                             |
| Studio City         | 1           | 1             | < 1%                             |
| Thousand Oaks       | 5           | 50            | < 1%                             |
| Topanga             | 2           | 19            | < 1%                             |
| Torrance            | 2           | 2             | < 1%                             |
| Westlake Village    | 1           | 8             | < 1%                             |
| Whittier            | 1           | 2             | < 1%                             |
| <b>TOTAL</b>        | <b>338</b>  | <b>24,227</b> | 0 10 20 30 40 50 60 70 80 90 100 |

\* All percentages are rounded to the nearest whole number.



\*Circle indicates the location of the individual submitting comments.

| Type of Concern*             | Number of Comments |
|------------------------------|--------------------|
| Circling                     | 26                 |
| Flying over home             | 11,404             |
| Frequency of flights         | 1,149              |
| Hovering                     | 8                  |
| Late night/early morning     | 715                |
| Low flying                   | 1,329              |
| Other                        | 12                 |
| Sustained noise (>5 minutes) | 3,522              |
| Unspecified                  | 2                  |
| Unusually loud               | 4,295              |
| Vibration/rumbling           | 1,765              |
| <b>TOTAL</b>                 | <b>24,227</b>      |



Note: \* As reported by individuals.

| Date      | Start Time | End Time | Duration<br>(hours:mins:secs) | Flow      | Reason                         |
|-----------|------------|----------|-------------------------------|-----------|--------------------------------|
| 6/1/2018  | 00:00:00   | 06:29:59 | 06:29:59                      | West Flow | Runway and Taxiway Closures    |
| 6/2/2018  | 00:00:00   | 06:29:59 | 06:29:59                      | West Flow | Runway and Taxiway Closures    |
| 6/3/2018  | 00:00:00   | 06:29:59 | 06:29:59                      | West Flow | Runway and Taxiway Closures    |
| 6/4/2018  | 00:00:00   | 06:29:59 | 06:29:59                      | West Flow | Weather                        |
| 6/5/2018  | 00:00:00   | 06:29:59 | 06:29:59                      | West Flow | Weather                        |
| 6/6/2018  | 00:00:00   | 04:20:59 | 04:20:59                      | West Flow | Runway and Taxiway Closures    |
| 6/6/2018  | 06:20:00   | 06:29:59 | 00:09:59                      | West Flow | SoCal TRACON Request           |
| 6/7/2018  | 00:00:00   | 01:23:59 | 01:23:59                      | West Flow | Volume                         |
| 6/7/2018  | 06:17:00   | 06:29:59 | 00:12:59                      | West Flow | Westerly Operations Transition |
| 6/8/2018  | 00:00:00   | 06:29:59 | 06:29:59                      | West Flow | Construction                   |
| 6/9/2018  | 00:00:00   | 00:08:59 | 00:08:59                      | West Flow | Arrivals                       |
| 6/9/2018  | 06:10:00   | 06:29:59 | 00:19:59                      | West Flow | Unknown                        |
| 6/10/2018 | 00:00:00   | 05:06:59 | 05:06:59                      | West Flow | Over Ocean Operations Start    |
| 6/10/2018 | 05:07:00   | 06:29:59 | 01:22:59                      | West Flow | Volume and Low Ceiling         |
| 6/11/2018 | 00:00:00   | 00:38:59 | 00:38:59                      | West Flow | Unknown                        |
| 6/12/2018 | 00:00:00   | 00:34:59 | 00:34:59                      | West Flow | Volume                         |
| 6/13/2018 | 00:00:00   | 06:29:59 | 06:29:59                      | West Flow | Weather                        |
| 6/14/2018 | 00:00:00   | 06:29:59 | 06:29:59                      | West Flow | Weather                        |
| 6/15/2018 | 00:00:00   | 06:29:59 | 06:29:59                      | West Flow | LAWA Request                   |
| 6/16/2018 | 00:00:00   | 00:24:59 | 00:24:59                      | West Flow | Awaiting SoCal to Turn         |
| 6/16/2018 | 06:09:00   | 06:29:59 | 00:20:59                      | West Flow | SoCal TRACON Decision          |
| 6/17/2018 | 00:00:00   | 01:06:59 | 01:06:59                      | West Flow | Wind and Low Ceiling           |
| 6/17/2018 | 06:11:00   | 06:29:59 | 00:18:59                      | West Flow | SoCal TRACON Request           |
| 6/19/2018 | 00:00:00   | 00:39:59 | 00:39:59                      | West Flow | Volume                         |

| Date      | Start Time | End Time | Duration<br>(hours:mins:secs) | Flow      | Reason                         |
|-----------|------------|----------|-------------------------------|-----------|--------------------------------|
| 6/20/2018 | 00:00:00   | 06:29:59 | 06:29:59                      | West Flow | Volume and Low Ceiling         |
| 6/21/2018 | 00:00:00   | 06:29:59 | 06:29:59                      | West Flow | Weather                        |
| 6/22/2018 | 00:00:00   | 06:29:59 | 06:29:59                      | West Flow | Low Ceiling at the Beach       |
| 6/23/2018 | 00:00:00   | 06:29:59 | 06:29:59                      | West Flow | Low Ceiling at the Beach       |
| 6/24/2018 | 00:00:00   | 00:04:59 | 00:04:59                      | West Flow | SoCal TRACON Request           |
| 6/24/2018 | 06:22:00   | 06:29:59 | 00:07:59                      | West Flow | Westerly Operations Transition |
| 6/25/2018 | 00:00:00   | 00:29:59 | 00:29:59                      | West Flow | SoCal TRACON Request           |
| 6/26/2018 | 00:00:00   | 06:29:59 | 06:29:59                      | West Flow | Weather                        |
| 6/27/2018 | 00:00:00   | 06:29:59 | 06:29:59                      | West Flow | Weather and Runway Closures    |
| 6/28/2018 | 00:00:00   | 01:33:59 | 01:33:59                      | West Flow | Volume                         |
| 6/28/2018 | 05:54:00   | 06:29:59 | 00:35:59                      | West Flow | SoCal TRACON Request           |
| 6/29/2018 | 00:00:00   | 00:03:59 | 00:03:59                      | West Flow | Volume                         |
| 6/29/2018 | 05:25:00   | 06:29:59 | 01:04:59                      | West Flow | SoCal TRACON Request           |
| 6/30/2018 | 00:00:00   | 00:11:59 | 00:11:59                      | West Flow | Volume                         |

**Note:** This data is from the Federal Aviation Administration Air Traffic Control Tower Log. If the data is not available, the reason is listed as "Unknown".