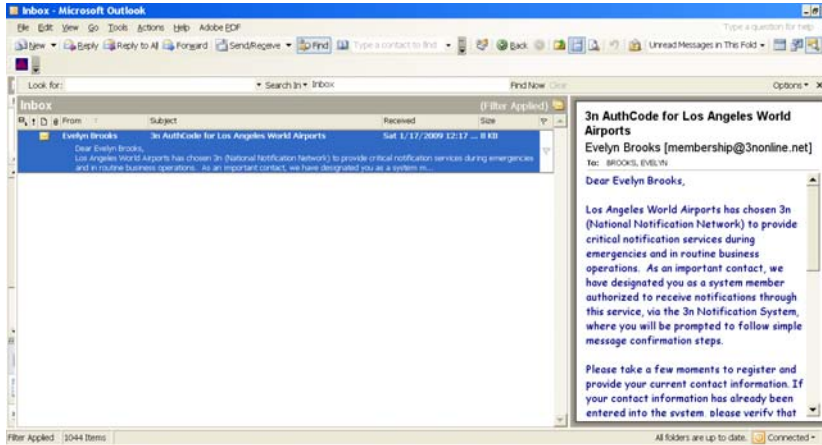


# Membership Notification – Registration 3N Global - LAWA Mass Notification System

All mass notifications will be sent by 3N Global's server. The member registration email subject line will read:  
"3n AuthCode for Los Angeles World Airports"

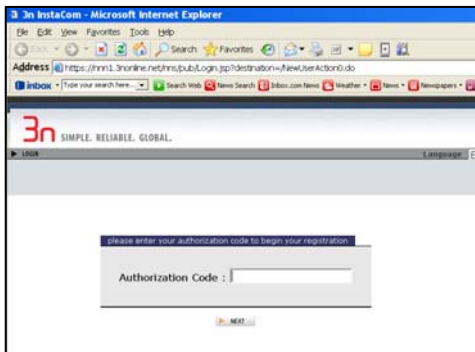


## Getting Started (4 Easy Steps) - Open email message from *3nonline.net*

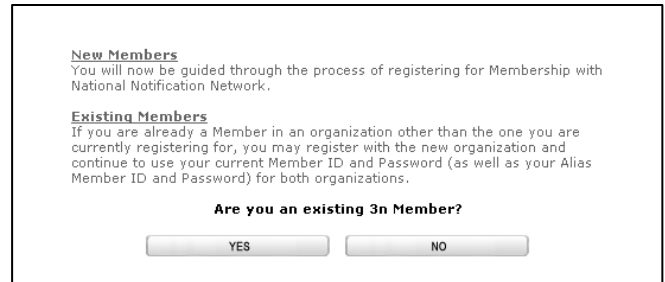
Note your authorization code and member ID, found in the email message  
Copy your registration code (Ctrl + C). Store registration code for later usage  
Click on the registration hyperlink to register

<https://nns1.3nonline.net/nns/pub/Login.jsp?destination=/NewUserAction0.do>

**Step 1.** Type or paste (Ctrl + V) your Authorization Code in the Authorization Code text field



For first time user select "NO"  
To update existing contact information select "YES"



# Membership Notification – Registration

## 3N Global - LAWA Mass Notification System

Create a Password. The password MUST be NUMERIC and between 6 – 10 digits long.  
Select and answer a hint question (used to send logon info if forgotten)  
Your email should appear by default. If not enter email address

Los Angeles World Airports has chosen National Notification Network as its rapid notification service for emergency and non-emergency communication services and welcomes Evelyn Brooks as a member.

**create your member ID and password**

member ID:

create password:

confirm password:

Note: password must be numeric and between 6 and 10 digits long

**select a password reminder**

Please choose a hint question and answer. You will be prompted for the answer to this question if you forget your member ID or password.

Organizational Leaders and Group Leaders: When using 3n's Live Operator, you will be required to provide the answer to your hint question for authentication.

**choose question in case you forget password:**

question:

answer:

**choose your email address where the password may be emailed:**

email address:

Fields marked with \* are mandatory.

[BACK](#) [NEXT](#)

**Step 2 - Create an alias.** For your convenience, you may select an alpha-numeric ID and password in addition to your automatically assigned numeric ID and password. Your alpha-numeric ID and password can only be used for the 3n web site. You must retain and use your numeric ID and password for initiating and responding to broadcasts. The alias member ID and password are optional. If you do not wish to create an alias member ID and password, leave them blank and click next.

step 1 2 3 4

"For your convenience, you may select an alpha-numeric ID and password in addition to your automatically assigned numeric ID and password. Your alpha-numeric ID and password can only be used for the 3n web site. You must retain and use your numeric ID and password for initiating and responding to broadcasts by telephone."

The alias member ID and password are optional. If you do not wish to create an alias member ID and password, leave them blank and click next.

**create alias**

alias member ID:

new alias password:

confirm alias password:

Note: password must be strong alpha-numeric and between 6 and 64 digits long

[BACK](#) [NEXT](#)

**Step 3 - Complete the basic contact information screen, click next**

step 1 2 3 4

Los Angeles World Airports has chosen National Notification Network as its rapid notification service for emergency and non-emergency communication services and welcomes Evelyn Brooks as a member.

**please provide the member's personal contact information:**

first name:  \* middle:  last name:  \* suffix:

address1:

address2:

address3:

city:  state/province:

country:  postal code:

email:

language:

Fields marked with \* are mandatory.

[BACK](#) [NEXT](#)

# Membership Notification – Registration

## 3N Global - LAWA Mass Notification System

**Step 4** - Enter your additional information on how you would like to be contacted.

The screenshot shows the 3n InstaCom registration interface. At the top, the 3n logo is on the left with the tagline 'SIMPLE. RELIABLE. GLOBAL.' and '3n InstaCom' is on the right. Below the logo is a 'LOGIN' button and a language dropdown menu set to 'English (US)'. The main content area is titled 'please provide your contact paths:' and contains a form with the following structure:

country	emergency priority	standard priority	contact	phone number or address
<input type="text"/>	N/A	N/A	Main Cell Phone	<input type="text"/> Provider <input type="text"/>
<input type="text"/>	N/A	N/A	Work Phone	<input type="text"/> Ext. <input type="text"/>
	3	3	Main Email	ebrooks@lawa.org
<input type="text"/>	N/A	N/A	Home Phone	<input type="text"/>
<input type="text"/>	N/A	N/A	Text to Main Cell	<input type="text"/>
<input type="text"/>	N/A	N/A	Secondary Cell Phone	<input type="text"/> Provider <input type="text"/>
	N/A	N/A	Secondary Email	<input type="text"/>
<input type="text"/>	N/A	N/A	Other Phone	<input type="text"/>

At the bottom of the form are 'BACK' and 'FINISH' buttons.

Congratulations! That's it! Print your confirmation for future reference. You will also be sent an email confirmation.



Welcome to National Notification Network, Evelyn Brookst

Thank you for registering for the 3n Notification System as a member of Los Angeles World Airports

Your Member ID is:  
Your Alias Member ID is:

A confirmation email with your Member ID has been sent to the email address you provided during the registration process. *Please print or save this email for future reference.*

You will need your Member ID and Password to log back in and make additions and changes to your 3n account. In addition, you will need your Member ID to recover your Password in the event that you have forgotten it.